

## Table of contents – Results book 3rd DTO 2022

COMPETITION SCHEDULE	6
Day 1 - SATURDAY (qualification IND)	6
Day 2 - SUNDAY (qualification SYN) & all finals	7
Numbers of entries by NOC (delegations)	8
2022 judges list	9
INDIVIDUAL QUALIFICATION	10
C01 11-12 Boys	10
Judges:	10
Qualification Startlist & Results (not detailed results)	10
C02 11-12 Girls	11
Judges:	11
Qualification Startlist & Results (not detailed results)	11
C03 13-14 Boys	12
Judges:	12
Qualification Startlist & Results (not detailed results)	12
C04 13-14 Girls	13
Judges:	13
Qualification Startlist & Results (not detailed results)	13
C05 15-16 Boys	14
Judges:	14
Qualification Startlist & Results (not detailed results)	14
C06 15-16 Girls	15
Judges:	15
Qualification Startlist & Results (not detailed results)	15
C07 17-21 Boys	16
Judges:	16
Qualification Startlist & Results (not detailed results)	16
C08 17-21 Girls	17
Judges:	17
Qualification Startlist & Results (not detailed results)	17
C09 Seniors 17+ Men	18
Judges:	18
Qualification Startlist & Results (not detailed results)	18
C10 Seniors 17+ Women	19
Judges:	19
Qualification Startlist & Results (not detailed results)	19
INDIVIDUAL FINALS	20
C01 11-12 Boys	20

Judges:	20
Finals Startlist & Results (not detailed results)	20
C02 11-12 Girls	21
Judges:	21
Finals Startlist & Results (not detailed results)	21
C03 13-14 Boys	22
Judges:	22
Finals Startlist & Results (not detailed results)	22
C04 13-14 Girls	23
Judges:	23
Finals Startlist & Results (not detailed results)	23
C05 15-16 Boys	24
Judges:	24
Finals Startlist & Results (not detailed results)	24
C06 15-16 Girls	25
Judges:	25
Finals Startlist & Results (not detailed results)	25
C07 17-21 Boys	26
Judges:	26
Finals Startlist & Results (not detailed results)	26
C08 17-21 Girls	27
Judges:	27
Finals Startlist & Results (not detailed results)	27
C09 Seniors 17+ Men	28
Judges:	28
Finals Startlist & Results (not detailed results)	28
C10 Seniors 17+ Women	29
Judges:	29
Qualification Startlist & Results (not detailed results)	29
SYNCHRONIZED QUALIFICATION	30
C11 11-12 Boys	30
Judges:	30
Qualification Startlist & Results (not detailed results)	30
C12 11-12 Girls	31
Judges:	31
Qualification Startlist & Results (not detailed results)	31
C13 13-14 Boys	32
Judges:	32
Qualification Startlist & Results (not detailed results)	32
C14 13-14 Girls	33
Judges:	33

Qualification Startlist & Results (not detailed results)	33
C15 15-16 Boys	34
Judges:	34
Qualification Startlist & Results (not detailed results)	34
C16 15-16 Girls	35
Judges:	35
Qualification Startlist & Results (not detailed results)	35
C17 17-21 Boys	36
Judges:	36
Qualification Startlist & Results (not detailed results)	36
C18 17-21 Girls	37
Judges:	37
Qualification Startlist & Results (not detailed results)	37
C19 Seniors 17+ Men	38
Judges:	38
Qualification Startlist & Results (not detailed results)	38
C20 Seniors 17+ Women	39
Judges:	39
Qualification Startlist & Results (not detailed results)	39
SYNCHRONIZED FINALS	40
C11 11-12 Boys	40
Judges:	40
Finals Startlist & Results (not detailed results)	40
C12 11-12 Girls	41
Judges:	41
Finals Startlist & Results (not detailed results)	41
C13 13-14 Boys	42
Judges:	42
Finals Startlist & Results (not detailed results)	42
C14 13-14 Girls	43
Judges:	43
Finals Startlist & Results (not detailed results)	43
C15 15-16 Boys	44
Judges:	44
Finals Startlist & Results (not detailed results)	44
C16 15-16 Girls	45
Judges:	45
Finals Startlist & Results (not detailed results)	45
C17 17-21 Boys	46
Judges:	46
Finals Startlist & Results (not detailed results)	46

C18 17-21 Girls	47
Judges:	47
Finals Startlist & Results (not detailed results)	47
C19 Seniors 17+ Men	48
Judges:	48
Finals Startlist & Results (not detailed results)	48
C20 Seniors 17+ Women	49
Judges:	49
Qualification Startlist & Results (not detailed results)	49
Medalists 2022	50
2022 medalists IND	50
2022 medalists SYN	51
2022 Team finalists	52
Age group teams	52
Senior teams	53
Link to the 2022 scores online	53
2022 IND Qualification Results	54
C01 11-12 Boys	54
C02 11-12 Girls	55
C03 13-14 Boys	56
C04 13-14 Girls	57
C05 15-16 Boys	58
C06 15-16 Girls	59
C07 17-21 Boys	61
C08 17-21 Girls	62
C09 Senior 17+ Men	63
C10 Seniors 17+ Women	64
2022 IND Finals Results	65
C01 11-12 Boys	65
C02 11-12 Girls	65
C03 13-14 Boys	66
C04 13-14 Girls	66
C05 15-16 Boys	67
C06 15-16 Girls	67
C07 17-21 Boys	68
C08 17-21 Girls	68
C09 Seniors 17+ Men	69
C10 Seniors 17+ Women	69
2022 SYN Qualification Results	70
C11 11-12 Boys	70
C12 11-12 Girls	70



C13 13-14 Boys	70
C14 13-14 Girls	71
C15 15-16 Boys	71
C16 15-16 Girls	72
C17 17-21 Boys	72
C18 17-21 Girls	73
C19 Seniors 17+ Men	73
C20 Seniors 17+ Women	74
2022 SYN Finals Results	75
C11 11-12 Boys	75
C12 11-12 Girls	75
C13 13-14 Boys	76
C14 13-14 Girls	76
C15 15-16 Boys	77
C16 15-16 Girls	77
C17 17-21 Boys	78
C18 17-21 Girls	78
C19 Seniors 17+ Men	79
C20 Seniors 17+ Women	79
TEAM results	80
C30 Qualification results Age Group Teams	80
C31 Qualification results Senior Teams	83
2024 and further Events results book requirements:	85

# COMPETITION SCHEDULE

## Day 1 - SATURDAY (qualification IND)

SATURDAY								
			09:15 judges meeting					
			<b>morning qualification:</b>					
PANEL			stretch & relax hall	warmup & training hall	competition hall			
1	2	3			MARCH IN	2-TOUCH	COMPETITION	
x	x	x	group 1	07:45 - 08:00	08:00 - 08:50	09:00	... 09:15	09:15 - 10:00
C01	C04	C02	group 2	08:45 - 09:00	09:00 - 09:50	10:00	... 10:15	10:15 - 11:00
C01	C04	C02/C05	group 3	09:45 - 10:00	10:00 - 10:50	11:00	... 11:15	11:15 - 12:00
C03	C04	C05	group 4	10:45 - 11:00	11:00 - 11:50	12:00	... 12:15	12:15 - 13:00
			13:00-13:30	judges lunch				
			12:00-14:00	delegations lunch				
			30 min. break ; preparing for afternoon qualification					
			<b>afternoon qualification:</b>					
PANEL			stretch & relax hall	warmup & training hall	competition hall			
1	2	3			MARCH IN	2-TOUCH	COMPETITION	
C07	C04	C05	group 5	12:15 - 12:30	12:30 - 13:20	13:30	... 13:45	13:45 - 14:30
C07	C08	C05	group 6	13:15 - 13:30	13:30 - 14:20	14:30	... 14:45	14:45 - 15:30
C07	C08	C06	group 7	14:15 - 14:30	14:30 - 15:20	15:30	... 15:45	15:45 - 16:30
C09	C08	C06	group 8	15:15 - 15:30	15:30 - 16:20	16:30	... 16:45	16:45 - 17:30
			17:30-18:00	judges dinner				
			17:00-20:30	delegations dinner				
			30 min. break ; preparing for evening qualification					
			<b>evening qualification:</b>					
PANEL			stretch & relax hall	warmup & training hall	competition hall			
1	2	3	MARCH IN OF JUDGES, FLAG PARADE & OFFICIAL MOMENT		18:00			
C09	C10	C06	group 9	16:45 - 17:00	17:00 - 17:50	18:00	... 18:15	18:15 - 19:00
C09	C10	C06	group 10	17:45 - 18:00	18:00 - 18:50	19:00	... 19:15	19:15 - 20:00
			group 11	18:45 - 19:00	19:00 - 19:50	20:00	... 20:15	20:15 - 21:00

## Day 2 - SUNDAY (qualification SYN) & all finals

SUNDAY							
09:15 judges meeting							
<b>synchronized qualification:</b>							
PANEL			stretch & relax hall	warmup & training hall	competition hall		
1	2	3			MARCH IN	2-TOUCH	
x	x	x	group 1	07:45 - 08:00	08:00 - 08:50	09:00	... 09:15
C11/C13	C14	C12/C16	group 2	08:45 - 09:00	09:00 - 09:50	10:00	... 10:15
C17	C18	C16	group 3	09:45 - 10:00	10:00 - 10:50	11:00	... 11:15
C19	C18/C20	C15	group 4	10:45 - 11:00	11:00 - 11:50	12:00	... 12:15
13:00-13:30 judges lunch							
12:00-14:00 delegations lunch							
30 min. break ; preparing for synchronized finals							
<b>synchronized finals:</b>							
PANEL			stretch & relax hall	warmup & training hall	competition hall		
1	2	3			MARCH IN	1-Touch	
C11/C13	C14	C12	FS group 1	12:30 - 12:45	12:45 - 13:20	13:30	13-35...
C17	C18	C16	FS group 2	13:00 - 13:15	13:15- 13:50	14:00	14:05...
C19	C20	C15	FS group 3	13:30 - 13:45	13:45- 14:20	14:30	14:35..
30 min. break ; preparing for team finals							
<b>team finals</b>							
PANEL			stretch & relax hall	competition hall (training)	competition hall		
1	2	3			MARCH IN	1-Touch	
SEN	AG	x	Team finals	14:15 - 14:55	15:00-15:25	15:30	15-35...
16:15 - 17:00 judges dinner							
16:30 - 20:30 delegations dinner							
<b>individual finals</b>							
PANEL			stretch & relax hall	warmup & training hall	competition hall		
1	2	3	JUDGES			MARCH IN	2-TOUCH
C01	x	C02	FI group 1	16:00 - 16:15	16:15 - 16:50	17:00	17:05...
C03	C04	C05	FI group 2	16:45 - 17:00	17:00 - 17:35	17:45	17:50 ...
C07	C08	C06	FI group 3	17:30 - 17:45	17:45 - 18:20	18:30	18:35..
C09	C10	x	FI group 4	18:15 - 18:30	18:30 - 19:05	19:15	19:20...
AWARD CEREMONY				20:00-20:30			

## Numbers of entries by NOC (delegations)

DELEGATION	individual	pairs	sync/pers	sync/lonel	teams	judges day	Country
Associação Académica de Coimbra	3	1	2	0	0	1	POR
Azerbaijan Gymnastics Federation	8	3	6	0	0	1	AZE
Bayerischer Turnverband	8	3	5	0	2	1	GER
Biomechanics Group	2	0	0	0	0	0	EST
Carlisle Trampoline Club	1	0	0	0	0	0	GB
CD. GLOBAL TRAMP TENERIFE	1	0	0	0	0	0	SPAIN
City of Salford Trampoline Club	3	1	3	1	1	0	GB
Club deportivo Gimnasia Acrobática	13	5	10	0	3	0	ESP
DTV Die Kängurus	2	1	2	0	0	0	GER
Espoon Telinetaiturit	8	3	6	0	0	1	FIN
Federacio Catalana Gimnastica	5	0	0	0	0	0	ESP
Flik-Flak	21	7	16	0	4	0	NED
Forza Gymnastica Goes	2	0	0	0	0	0	NED
French Gymnastics Federation	14	7	14	0	2	2	FRA
G.O.KAVALAS IKAROI	1	0	0	0	0	0	GRE
G.V. Pro Patria Zoetermeer	14	1	2	0	3	1	NED
G.v. Sparta Ermelo	12	3	7	0	3	1	NED
Gymmax vzw	7	1	1	0	2	0	BEL
GymXL Amersfoort	2	0	0	0	1	0	NED
Hessischer Turnverband	19	3	6	0	3	1	GER
KDO Apeldoorn	15	7	14	0	3	0	NED
Koninklijke Turnkring Rust - Roest	6	2	4	0	1	1	BEL
KSGT	7	0	0	0	2	1	BEL
Leeds Rebound Gymnastics Club	13	2	4	0	3	0	GB
Lenig&Vlug	13	6	14	2	3	1	BEL
MTV Bad Kreuznach	11	1	4	0	3	1	GER
MTV Stuttgart	5	3	4	0	1	0	GER
Niedersächsischer Turner-Bund	10	4	9	0	1	2	GER
Polish Gymnastics Federation	14	5	10		2	0	POL
RGV Ruurlo	7	0	0	0	1	0	NED
SC Cottbus Turnen	6	1	2	0	0	0	GER
SD "Beograd" Matica	6	1	2	0	1	0	SER
Springbokken	2	1	2	0	0	0	NED
SV Brackwede	1	0	0	0	0	0	GER
SV Omnia Aalsmeer 2000	2	1	2	0	0	0	NED
TB Ruit	3	0	0	0	1	0	GER
TG Münster	5	2	4	0	1	0	GER
Thunder Country Trampoline	4	0	0	0	0	0	CAN
TRAMP CITY	1	0	0	0	0	0	ESP
Trampolino Liberec	7	0	0	0	2	1	SZE
TSH Heerenveen	9	3	9	3	2	1	NED
TSV Victoria Clarholz	3	2	4	0	1	0	GER
Tumoss	8	3	5	0	2	0	NED
TV Actief	2	0	0	0	0	0	NED
TV Ilmuiden	5	2	2	0	0	2	NED
TV Nellingen	2	0	0	0	0	0	GER
TV Triffis Alkmaar	22	9	18	0	4	2	NED
TV Unterbach	4	1	2	0	2	1	GER
Ultima Trampoline Club	1	0	0	0	0	0	UK
Uzbekistan Gymnastics Federation	8	2	4	0	0	1	UZB
WIK Oostende	6	1	3	0	1	1	BEL
	<b>354</b>	<b>98</b>	<b>202</b>	<b>6</b>	<b>61</b>	<b>24</b>	
	<b>individuals</b>	<b>pairs</b>	<b>sync/pers.</b>	<b>sync/lonely</b>	<b>teams</b>	<b>judges day 1+2</b>	

in red: delegations that had to withdraw because of Covid situation Q1, 2022

# 2022 judges list

ID Event	Discipline	ID Judges	Judge LASTNAME	Judge Firstname	Judge Position
16857	TRA	13367	MARQUES	Joao	E
16857	TRA	13367	MARQUES	Joao	CJP
16857	TRA	13168	VAN DEN ENOEN	Marilke	C
16857	TMA	394	DE JONGHF	Joeri	D
16857	TRA	394	DE JONGHE	Joeri	CJP
16857	TRA	57143	AVAU	Sifri	D
16857	TMA	57143	AVAU	Sifri	E
16857	TRA	NEW JUDGE BEL	COUDIJZER	Dieter	D
16857	TRA	NEW JUDGE BEL	COUDIJZER	Dieter	E
16857	TMA	5040	DECAVEL	Philippe	D
16857	TMA	5040	DECAVEL	Philippe	E
16857	TRA	12636	KESSLER	Alexej	D
16857	TRA	12636	KESSLER	Alexej	E
16857	TRA	528	HOFENSTEIN	Joerg	D
16857	TRA	528	HOFENSTEIN	Joerg	E
16857	TRA	12637	MEYER	Claudius	D
16857	TMA	12637	MEYER	Claudius	E
16857	TRA	12637	MEYER	Claudius	CJP
16857	TRA	67088	BUCHER	Stephane	E
16857	TRA	12702	GAIDA	Viola	D
16857	TRA	12702	GAIDA	Viola	E
16857	TRA	12702	GAIDA	Viola	CJP
16857	TMA	NEW JUDGE GER	STUHR	Simone	E
16857	TRA	NEW JUDGE GER	BODER	Stephane	E
16857	TRA	13437	REICROVA	Martina	D
16857	TRA	13437	REICROVA	Martina	CJP
16857	TRA	11417	BOURGIT	Carole	E
16857	TRA	5023	VAN DIJK	Saskia	D
16857	TMA	5023	VAN DIJK	Saskia	F
16857	TRA	510	VAN WETERING	Babette	CJP
16857	TMA	13300	VAN DER GOETEN	Saskia	E
16857	TRA	13300	VAN DER GOETEN	Saskia	CJP
16857	TRA	966	HIERCK	Johanna Maria	E
16857	TRA	29739	SCHUT	Senno	E
16857	TRA	30408	SCHUI	Lara	D
16857	TRA	30408	SCHUI	Lara	E
16857	TRA	NEW JUDGE NED	SORMAN	Emre	E
16857	TMA	NEW JUDGE NED	SORMAN	Emre	ACJP
16857	TRA	NEW JUDGE NED	CRAIG	Martinez	ACJP
16857	TRA	NEW JUDGE NED	CRAIG	Martinez	D
16857	TRA	NEW JUDGE NED	ABRAHAMS	Hilde	ACJP
16857	TRA	NEW JUDGE NED	ABRAHAMS	Hilde	E
16857	TRA	62318	LA VOS	Wargarella	D
16857	TMA	62349	LA VOS	Wargarella	E
16857	TRA	13304	VENEMA	Yvette	ACJP
16857	TMA	13304	VENEMA	Yvette	E
16857	TRA	13304	VENEMA	Yvette	SJ

note for the organisers:

valid from May 21, 2018

new info and function in green

Discipline: please use the following code related to your event. (more than one code can be used if you have different events), please use one line per position judged by any judge

2	MAG	Gymnastique Artistique masculine	Men's Artistic Gymnastics
3	WAG	Gymnastique Artistique féminine	Women's Artistic Gymnastics
4	RI	Gymnastique Rythmique Individuelle	Individual Rhythmic Gymnastics
2	RGC	Gymnastique Rythmique Groupe	Group Rhythmic Gymnastics
6	TMA	Gymnastique au Trampoline	Trampoline Gymnastics
7	TUM	Tumbling	Tumbling
8	DWT	Double Wheel Trampoline	Double Wheel Trampoline
9	ACR	Gymnastique Acrobatic	Acrobatic Gymnastics
10	ACRO	Gymnastique Acrobaticus	Acrobatic Gymnastics

ID Judges: to be found on the FIG website, judges section are not related to your specific discipline and Federation  
 Judge LASTNAME: in capital letter as per the information on the FIG website

Judge's Position:	
MAG	D Difficulty Judge
	E Execution Judge

*Handwritten signature and note:*  
 Y. Venema-Kelder  
 Judge ID 13304



# INDIVIDUAL QUALIFICATION

## C01 11-12 Boys

### Judges:

CJP	Babette	van Wetering	NED	FIG 1
E1	Saskia	Van der Goeten	NED	FIG 3
E2	Maaïke	Van den Enden	BEL	FIG 4
E3	Jolanda	Hierck	NED	FIG 3
E4	Sebastien	Husser	FRA	FIG 4
E5				
E6				
D1	Martina	Rehorova	CZE	FIG 2
D2	Saskia	Van Dijk	NED	FIG 1
ACJP	Marlies	Kok	NED	
SJ				

### Qualification Startlist & Results (not detailed results)



Dutch Trampoline Open 2022 *Event subtitle*

[Individual trampoline](#) – C01 11-12 y Boys – Qualification – [Results](#) / [Analysis](#)<sup>β</sup> / [Team results](#)

Qualification · [Final](#)

#### Group 1

P1 / 10:00-11:00

1.	MAALDERINK	Aron		NED, FlikFlak	2010	<a href="#">32.625</a>	<a href="#">38.610</a>	71.235	
2.	T23	HARES	Elliott		GBR, Leeds	2010	<a href="#">37.775</a>	<a href="#">44.905</a>	82.680
3.	ARIAS CRUZ	Gabriel		ESP, Acrobática Valladolid	2010	<a href="#">37.460</a>	<a href="#">27.330</a>	64.790	
4.	T21	LERMINIAUX	Lowie		BEL, KSGT	2010	<a href="#">31.870</a>	<a href="#">38.850</a>	70.720
5.	SCHÖNAUER	Linus		GER, Hessischer Turnverband	2011	<a href="#">37.500</a>	<a href="#">4.540</a>	42.040	
6.	WESTBROEK	Mik		NED, FlikFlak	2010	<a href="#">30.415</a>	<a href="#">38.835</a>	69.250	
7.	T23	ALLMAN	Ryley		GBR, Leeds	2011	<a href="#">34.505</a>	<a href="#">43.565</a>	78.070
8.	T5	VAN HELVOIRT	Yuri		NED, FlikFlak	2011	<a href="#">35.135</a>	<a href="#">38.000</a>	73.135

#### Group 2

P1 / 11:00-12:00

1.	T35	DE VRIES	Brent		NED, Heerenveen	2010	<a href="#">39.130</a>	<a href="#">46.200</a>	85.330
2.	T33	LEITNER	Michael		GER, TG Münster	2010	<a href="#">38.645</a>	<a href="#">44.315</a>	82.960
3.	NOTHOF	Philipp		GER, Bad Kreuznach	2010	<a href="#">36.070</a>	<a href="#">41.310</a>	77.380	
4.	KARU	Rafael		EST, Biomechanics	2010	<a href="#">33.955</a>	<a href="#">40.645</a>	74.600	
5.	T14	ADEM	Thomas		BEL, Gymmax	2010	<a href="#">38.810</a>	<a href="#">42.085</a>	80.895
6.	T33	LEITNER	Tobias		GER, TG Münster	2010	<a href="#">36.720</a>	<a href="#">41.170</a>	77.890
7.	T12	RIEKSEN	Twan		NED, Sparta Ermelo	2010	<a href="#">37.860</a>	<a href="#">41.650</a>	79.510

## C02 11-12 Girls

### Judges:

CJP	Joeri	De Jonghe	BEL	FIG 1
E1	Dieter	Coudijzer	BEL	FIG 4
E2	Hilde	Abrahams	NED	FIG 4
E3	Stephanie	Bode	GER	FIG 4
E4	William	de Gans	NED	FIG 4
E5				
E6				
D1	Marguerita	la Vos	NED	FIG 3
D2	Alexej	Kessler	GER	FIG 3
ACJP	Yvette	Venema	NED	FIG 4
SJ				

### Qualification Startlist & Results (not detailed results)



Dutch Trampoline Open 2022 *Event subtitle*

[Individual trampoline](#) – C02 11-12 y Girls – Qualification – [Results](#) / [Analysis](#) <sup>β</sup> / [Team results](#)

Qualification · [Final](#)

#### Group 1

P3 / 10:00-11:00

1.	SWEENEY	Amelia	GBR, Leeds	2011	<a href="#">38.625</a>	<a href="#">41.945</a>	80.570
2.	<b>T19</b> JONKER	Cera	NED, KDO Apeldoorn	2011	<a href="#">30.545</a>	<a href="#">37.730</a>	68.275
3.	POSTIGLIONE	Eunike	GER, Hessischer Turnverband	2010	<a href="#">38.625</a>	<a href="#">17.560</a>	56.185
4.	<b>T23</b> HEYWOOD	Grace	GBR, Leeds	2010	<a href="#">38.005</a>	<a href="#">42.605</a>	80.610
5.	KOLKHUIS	Fabienne	NED, FlikFlak	2010	<a href="#">33.240</a>	<a href="#">37.340</a>	70.580
6.	<b>T10</b> AYAZ	Fiënna	NED, Zoetermeer	2011	<a href="#">31.095</a>	<a href="#">38.790</a>	69.885
7.	<b>T23</b> VERNON	Harriet	GBR, Leeds	2010	<a href="#">37.415</a>	<a href="#">41.660</a>	79.075
8.	GRAESER	Lara	GER, Hessischer Turnverband	2010	<a href="#">34.820</a>	<a href="#">41.135</a>	75.955
9.	DAVIES	Lily	GBR, Leeds	2011	<a href="#">36.100</a>	<a href="#">41.520</a>	77.620
10.	<b>T19</b> HINRICHS	Lobke	NED, KDO Apeldoorn	2010	<a href="#">33.225</a>	<a href="#">37.300</a>	70.525
11.	CROKER	Lucy	GBR, Ultima Trampoline Club	2011	<a href="#">36.710</a>	<a href="#">41.720</a>	78.430
12.	SIMON	Sophie	GER, Hessischer Turnverband	2010	<a href="#">36.995</a>	<a href="#">42.150</a>	79.145

#### Group 2

P3 / 11:00-12:00

1.	<b>T20</b> SYRYN	Anna	BEL, Rust Roest	2010	<a href="#">33.905</a>	<a href="#">37.065</a>	70.970
2.	<b>T14</b> EECKHOUT	Nette	BEL, Gymmax	2010	<a href="#">35.950</a>	<a href="#">44.200</a>	80.150
3.	DEJAEGHER	Ella	BEL, Rust Roest	2010	<a href="#">32.565</a>	<a href="#">39.260</a>	71.825
4.	SIEBERT	Maya	GER, Bad Kreuznach	2010	<a href="#">34.745</a>	<a href="#">41.420</a>	76.165
5.	<b>T20</b> VANHOOREN	Gaëlle	BEL, Rust Roest	2010	<a href="#">33.890</a>	<a href="#">15.200</a>	49.090
6.	<b>T20</b> VANDERBECK	Justine	BEL, Rust Roest	2010	<a href="#">35.515</a>	<a href="#">39.995</a>	75.510
7.	SPERLING	Lara	GER, Bad Kreuznach	2010	<a href="#">37.935</a>	<a href="#">43.515</a>	81.450
8.	<b>T20</b> MESTDAGH	Laure	BEL, Rust Roest	2011	<a href="#">35.940</a>	<a href="#">38.930</a>	74.870

## C03 13-14 Boys

### Judges:

CJP	Babette	van Wetering	NED	FIG 1
E1	Saskia	Van der Goeten	NED	FIG 3
E2	Maaïke	Van den Enden	BEL	FIG 4
E3	Jolanda	Hierck	NED	FIG 3
E4	Sebastien	Husser	FRA	FIG 4
E5				
E6				
D1	Martina	Rehorova	CZE	FIG 2
D2	Saskia	Van Dijk	NED	FIG 1
ACJP	Marlies	Kok	NED	NAT
SJ				

### Qualification Startlist & Results (not detailed results)



Dutch Trampoline Open 2022 *Event subtitle*

[Individual trampoline](#) – C03 13-14 y Boys – Qualification – [Results](#) / [Analysis](#) <sup>β</sup> / [Team results](#)

Qualification · [Final](#)

Group 1

P1 / 12:00-13:00

1.	HIERNARD	Adrien	FRA, France	2008	<a href="#">39.605</a>	<a href="#">27.850</a>	67.455
2.	VOGEL	Camiel	NED, Heerenveen	2008	<a href="#">29.820</a>	<a href="#">39.520</a>	69.340
3.	<b>T3</b> PÉREZ ALONSO	Francisco Javier	ESP, Acrobática Valladolid	2008	<a href="#">38.980</a>	<a href="#">46.515</a>	85.495
4.	<b>T31</b> BREZANCIC	Ivan	SRB, Beograd	2008	<a href="#">6.695</a>	<a href="#">26.915</a>	33.610
5.	<b>T38</b> VOLLAARD	Jeroen	NED, TV IJmuiden	2008	<a href="#">32.220</a>	<a href="#">39.500</a>	71.720
6.	<b>T18</b> PATTIPEILOHY	Jesper	NED, KDO Apeldoorn	2008	<a href="#">39.875</a>	<a href="#">43.015</a>	82.890
7.	ARONICA	Luan	GER, Hessischer Turnverband	2009	<a href="#">37.035</a>	<a href="#">42.840</a>	79.875
8.	SCHRIER	Levi	NED, Forza Gymnastica	2008	<a href="#">27.690</a>	<a href="#">39.175</a>	66.865
9.	<b>T35</b> WINK	Mees	NED, Heerenveen	2008	<a href="#">37.780</a>	<a href="#">44.210</a>	81.990
10.	<b>T2</b> FUCHS	Moritz	GER, Bayerischer Turnverband	2009	<a href="#">35.975</a>	<a href="#">45.435</a>	81.410
11.	KERN	Pascal	GER, Hessischer Turnverband	2008	<a href="#">37.865</a>	<a href="#">45.785</a>	83.650
12.	<b>T32</b> SCHEIBLER	Jannick	GER, TB Ruit	2009	<a href="#">18.180</a>	<a href="#">41.385</a>	59.565
13.	TWAN	Rotgans	NED, GymXL Amersfoort	2008	<a href="#">34.665</a>	<a href="#">42.195</a>	76.860



## C04 13-14 Girls

### Judges:

CJP	Viola	Gaida	GER	FIG 2
E1	Sanne	Schut	NED	FIG 3
E2	Philippe	Decavel	BEL	FIG 4
E3	Carole	Bougit	FRA	FIG 4
E4	Emre	Sörman	NED	FIG 4
E5				
E6				
D1	Claudius	Meyer	GER	FIG 3
D2	Lara	Schut	NED	FIG 4
ACJP	Marloes	Craig	NED	FIG 4
SJ				

### Qualification Startlist & Results (not detailed results)



Dutch Trampoline Open 2022 *Event subtitle*

Individual trampoline – C04 13-14 Y Girls – Qualification – [Results](#) / [Analysis](#) <sup>B</sup> / [Team results](#)

Qualification · [Final](#)

Group 1 P2 / 10:00-11:00

1.	<b>T36</b>	KÖSSLER	Alicia		GER, TSV Victoria Clarholz	2008	<a href="#">37.020</a>	<a href="#">44.790</a>	81.810
2.	<b>T18</b>	JONKER	Amy		NED, KDO Apeldoorn	2008	<a href="#">35.945</a>	<a href="#">42.020</a>	77.965
3.	<b>T31</b>	POSTIC	Andrea		SRB, Beograd	2008	<a href="#">30.510</a>	<a href="#">27.605</a>	58.115
4.		SIEGEL	Carla		GER, Hessischer Turnverband	2009	<a href="#">33.160</a>	<a href="#">34.920</a>	68.080
5.	<b>T38</b>	ROOSEN	Elin		NED, TV IJmuiden	2008	<a href="#">36.880</a>	<a href="#">41.875</a>	78.755
6.	<b>T7</b>	HESSE	Juline		FRA, France	2008	<a href="#">41.870</a>	<a href="#">48.190</a>	90.060
7.	<b>T19</b>	POL	Maaïke		NED, KDO Apeldoorn	2008	<a href="#">32.730</a>	<a href="#">40.135</a>	72.865
8.	<b>T24</b>	DECREANE	Nadira		BEL, Lenig+Vlug	2008	<a href="#">20.915</a>	<a href="#">36.970</a>	57.885
9.	<b>T39</b>	WIJKSTRA	Thalissa		NED, Triffis	2008	<a href="#">42.315</a>	<a href="#">51.415</a>	93.730
10.		HOHMANN	Thea Xing		GER, Hessischer Turnverband	2009	<a href="#">40.265</a>	<a href="#">46.900</a>	87.165

Group 2 P2 / 11:00-12:00

1.		SAILLY	Aely		FRA, France	2008	<a href="#">40.120</a>	<a href="#">32.855</a>	72.975
2.	<b>T27</b>	MELNICHUK	Alexandra		GER, NTB	2009	<a href="#">41.365</a>	<a href="#">47.495</a>	88.860
3.	<b>T29</b>	BUITENHUIS	Alysia		NED, RGV	2009	<a href="#">35.125</a>	<a href="#">42.120</a>	77.245
4.		HOMPS	Anna		FRA, France	2009	<a href="#">40.530</a>	<a href="#">47.700</a>	88.230
5.	<b>T34</b>	SKŘIVÁNKOVÁ	Anna		CZE, Liberec	2008	<a href="#">36.400</a>	<a href="#">42.650</a>	79.050
6.		ESSCHENDAL	Anoek		NED, TV Activ	2008	<a href="#">35.015</a>	<a href="#">41.505</a>	76.520
7.	<b>T12</b>	HAZELOF	Chemène		NED, Sparta Ermelo	2009	<a href="#">36.575</a>	<a href="#">42.635</a>	79.210
8.	<b>T25</b>	LINDENTHAL	Lara		GER, Bad Kreuznach	2008	<a href="#">40.795</a>	<a href="#">47.020</a>	87.815
9.	<b>T35</b>	MEULEMAN	Makenzie		NED, Heerenveen	2009	<a href="#">37.645</a>	<a href="#">42.985</a>	80.630
10.	<b>T27</b>	VOLSKA	Nicola		GER, NTB	2008	<a href="#">41.305</a>	<a href="#">48.505</a>	89.810
11.		BACHMANN	Rieke		GER, NTB	2009	<a href="#">39.975</a>	<a href="#">45.920</a>	85.895

Group 3 P2 / 12:00-13:00

1.		TROTTER	Emily		GBR, Carlisle	2008	<a href="#">39.420</a>	<a href="#">48.275</a>	87.695
2.		STEINBRENNER	Greta		GER, Hessischer Turnverband	2009	<a href="#">40.915</a>	<a href="#">29.310</a>	70.225
3.	<b>T37</b>	VAN DRIEL	Jessie		NED, Turnoss	2009	<a href="#">38.005</a>	<a href="#">42.535</a>	80.540
4.	<b>T31</b>	VESELINOVIC	Jovana		SRB, Beograd	2009	<a href="#">14.855</a>	<a href="#">21.955</a>	36.810
5.	<b>T19</b>	VAN DE POL	Kaya		NED, KDO Apeldoorn	2008	<a href="#">36.485</a>	<a href="#">41.155</a>	77.640
6.	<b>T38</b>	VAN VIERZEN	Lieke		NED, TV IJmuiden	2009	<a href="#">39.650</a>	<a href="#">47.280</a>	86.930
7.	<b>T36</b>	GIROD	Liv		GER, TSV Victoria Clarholz	2009	<a href="#">36.080</a>	<a href="#">41.800</a>	77.880

Group 4 P2 / 13:30-14:30

1.		PEDOSON	Arabel		EST, Biomechanics	2009	<a href="#">34.860</a>	<a href="#">42.240</a>	77.100
2.	<b>T10</b>	DOEVEN	Elin		NED, Zoetermeer	2009	<a href="#">34.990</a>	<a href="#">41.375</a>	76.365
3.	<b>T14</b>	MATERNE	Jana		BEL, Gymmax	2009	<a href="#">38.065</a>	<a href="#">42.320</a>	80.385
4.	<b>T34</b>	WIESEROVÁ	Julie		CZE, Liberec	2008	<a href="#">38.895</a>	<a href="#">5.225</a>	44.120
5.	<b>T29</b>	BUITENHUIS	Larissa		NED, RGV	2009	<a href="#">34.350</a>	<a href="#">41.650</a>	76.000
6.		VERDONK	Lieke		NED, FlikFlak	2009	<a href="#">35.115</a>	<a href="#">39.635</a>	74.750
7.		HIRSCH	Liska		GER, NTB	2008	<a href="#">41.435</a>	<a href="#">45.960</a>	87.395
8.	<b>T25</b>	GÖTZL	Nele		GER, Bad Kreuznach	2009	<a href="#">34.865</a>	<a href="#">41.750</a>	76.615
9.		VAN BOXTEL	Roseanne		NED, FlikFlak	2008	<a href="#">36.765</a>	<a href="#">43.575</a>	80.340
10.	<b>T15</b>	NIESEN	Tille		BEL, Gymmax	2008	<a href="#">37.980</a>	<a href="#">22.440</a>	60.420

## C05 15-16 Boys

### Judges:

CJP	Joeri	De Jonghe	BEL	FIG 1
E1	Dieter	Coudijzer	BEL	FIG 4
E2	Hilde	Abrahams	NED	FIG 4
E3	Stephanie	Bode	GER	FIG 4
E4	William	de Gans	NED	FIG 4
E5				
E6				
D1	Marguerita	la Vos	NED	FIG 3
D2	Alexej	Kessler	GER	FIG 3
ACJP	Yvette	Venema	NED	FIG 4
SJ				

### Qualification Startlist & Results (not detailed results)



Dutch Trampoline Open 2022 *Event subtitle*  
[Individual trampoline](#) – C05 15-16 y Boys – [Qualification](#) – [Results](#) / [Analysis](#) <sup>β</sup> / [Team results](#)

Qualification · [Final](#)

Group 1 P3 / 11:00-12:00

1.	<b>T8</b>	REGULUS Alexis		FRA, France	2007	<a href="#">43.615</a>	<a href="#">46.145</a>	89.760
2.		CYMAN Cody		CAN, Thunder Country	2007	<a href="#">39.070</a>	<a href="#">10.225</a>	49.295
3.		STRIESE Hendrik		GER, NTB	2007	<a href="#">39.340</a>	<a href="#">47.380</a>	86.720
4.		BRAAF Henry		GER, Unterbach	2007	<a href="#">40.715</a>	<a href="#">33.655</a>	74.370

Group 2 P3 / 12:00-13:00

1.	<b>T41</b>	DEKLERCK Brent		BEL, WIK Oostende	2006	<a href="#">42.230</a>	<a href="#">45.060</a>	87.290
2.		MAHSUDOV Magsud		AZE, Azerbaijan Gymnastics Fed	2007	<a href="#">44.365</a>	<a href="#">17.220</a>	61.585
3.	<b>T3</b>	VILLAFANE Nuño		ESP, Acrobática Valladolid	2007	<a href="#">30.555</a>	<a href="#">50.645</a>	81.200
4.	<b>T2</b>	WOLFRUM Philipp		GER, Bayerischer Turnverband	2007	<a href="#">43.500</a>	<a href="#">51.720</a>	95.220
5.		VILLAFUERTE Rick		NED, FlikFlak	2007	<a href="#">37.120</a>	<a href="#">13.410</a>	50.530
6.	<b>T41</b>	GEYSEN Sam		BEL, WIK Oostende	2007	<a href="#">40.200</a>	<a href="#">47.260</a>	87.460
7.	<b>T3</b>	CORDOBA Miguel		ESP, Acrobática Valladolid	2007	<a href="#">7.700</a>	<a href="#">19.970</a>	27.670
8.	<b>T39</b>	BRINK Wessel		NED, Triffis	2006	<a href="#">37.430</a>	<a href="#">43.570</a>	81.000

Group 3 P3 / 13:30-14:30

1.	<b>T33</b>	THOMSON Adrian		GER, TG Münster	2006	<a href="#">41.760</a>	<a href="#">48.985</a>	90.745
2.	<b>T8</b>	LE GUILLY Axel		FRA, France	2006	<a href="#">41.585</a>	<a href="#">50.025</a>	91.610
3.	<b>T35</b>	BORGER Ruben		NED, Heerenveen	2007	<a href="#">35.430</a>	<a href="#">30.740</a>	66.170
4.	<b>T34</b>	HETEŠ Daniel		CZE, Liberec	2006	<a href="#">39.865</a>	<a href="#">50.565</a>	90.430
5.		BAINDURASHVILI Giorgi		NED, TV Activ	2007	<a href="#">35.550</a>	<a href="#">40.060</a>	75.610
6.	<b>T8</b>	COSKUN Mervan		FRA, France	2006	<a href="#">43.910</a>	<a href="#">54.270</a>	98.180
7.	<b>T30</b>	BAUER Philipp		GER, Cottbus	2007	<a href="#">39.860</a>	<a href="#">46.140</a>	86.000
8.	<b>T34</b>	PATRMAN Filip		CZE, Liberec	2007	<a href="#">40.995</a>	<a href="#">38.135</a>	79.130
9.	<b>T8</b>	BROCHARD Rémi		FRA, France	2006	<a href="#">42.405</a>	<a href="#">51.500</a>	93.905
10.	<b>T28</b>	WEPER Tom Leon		GER, NTB	2006	<a href="#">40.450</a>	<a href="#">44.595</a>	85.045
11.	<b>T33</b>	LEITNER Leander		GER, TG Münster	2007	<a href="#">34.285</a>	<a href="#">39.490</a>	73.775
12.		DEBLOCK Lucas		FRA, France	2007	<a href="#">41.365</a>	<a href="#">48.455</a>	89.820
13.		FEYH Paolo		GER, Die Kängurus	2007	<a href="#">33.350</a>	<a href="#">42.200</a>	75.550

Group 4 P3 / 14:30-15:30

1.	<b>T6</b>	WESTBROEK Cas		NED, FlikFlak	2006	<a href="#">39.325</a>	<a href="#">45.935</a>	85.260
2.	<b>T21</b>	GOGOLEWSKI Filip		BEL, KSGT	2006	<a href="#">38.980</a>	<a href="#">44.435</a>	83.415
3.	<b>T5</b>	MAALDERINK Maik		NED, FlikFlak	2006	<a href="#">30.170</a>	<a href="#">41.095</a>	71.265
4.	<b>T38</b>	MIEDEMA Naut		NED, TV IJmuiden	2007	<a href="#">35.525</a>	<a href="#">30.485</a>	66.010
5.		DOUSA Paul		GER, Die Kängurus	2006	<a href="#">35.170</a>	<a href="#">43.450</a>	78.620
6.	<b>T41</b>	DENOLF Rien		BEL, WIK Oostende	2007	<a href="#">41.740</a>	<a href="#">19.320</a>	61.060
7.	<b>T32</b>	ESCHKE Ryan		GER, TB Ruit	2007	<a href="#">41.190</a>	<a href="#">3.695</a>	44.885
8.	<b>T5</b>	TURUBASSA Dylan		NED, FlikFlak	2007	<a href="#">41.165</a>	<a href="#">48.050</a>	89.215
9.		MIRZAYEV Nijat		AZE, Azerbaijan Gymnastics Fed	2007	<a href="#">42.155</a>	<a href="#">50.920</a>	93.075
10.	<b>T21</b>	HALLEUX Timo		BEL, KSGT	2007	<a href="#">32.205</a>	<a href="#">42.105</a>	74.310
11.	<b>T6</b>	DEEBEN Xabi		NED, FlikFlak	2006	<a href="#">38.620</a>	<a href="#">45.550</a>	84.170

## C06 15-16 Girls

### Judges:

CJP	Joeri	De Jonghe	BEL	FIG 1
E1	Dieter	Coudijzer	BEL	FIG 4
E2	Joao	Margues	POR	FIG 2
E3	Stephanie	Bucher	GER	FIG 4
E4	Yvette	Venema	NED	FIG 4
E5				
E6				
D1	Marguerita	la Vos	NED	FIG 3
D2	Alexej	Kessler	GER	FIG 3
ACJP	Hilde	Abrahams	NED	FIG 4
SJ				

### Qualification Startlist & Results (not detailed results)

 Dutch Trampoline Open 2022 *Event subtitle*  
Individual Trampoline – C06 15-16 y Girls – Qualification – Results / Analysis <sup>B</sup> / Team results

Qualification · Final

Group 1		P3 / 15:30-16:30						
1.	<b>BIJL</b>	Alysha		NED, Triffis	2006	<b>35.345</b>	<b>41.825</b>	77.170
2.	<b>T7</b>	GATTO		FRA, France	2007	<b>40.515</b>	<b>47.980</b>	88.495
3.	<b>T39</b>	DE GROOT		NED, Triffis	2006	<b>3.505</b>	<b>17.610</b>	21.115
4.	<b>T15</b>	ROELS		BEL, Gymmax	2006	<b>32.035</b>	<b>34.025</b>	66.060
5.	<b>T12</b>	WESTHUIS		NED, Sparta Ermelo	2006	<b>41.480</b>	<b>47.125</b>	88.605
6.	<b>T6</b>	COUMANS		NED, FlikFlak	2006	<b>33.160</b>	<b>17.240</b>	50.400
7.	<b>T27</b>	RONSIK-NIEDERBRÖKER		GER, NTB	2006	<b>43.315</b>	<b>15.455</b>	58.770
8.	<b>T11</b>	WESTZAAN		NED, Zoetermeer	2007	<b>37.185</b>	<b>41.325</b>	78.510
9.	<b>T11</b>	BUNTSMAN		NED, Zoetermeer	2006	<b>23.395</b>	<b>39.930</b>	63.325
10.	<b>T7</b>	WOEHL		FRA, France	2006	<b>42.230</b>	<b>48.700</b>	90.930
11.	<b>T13</b>	VAN BEEKHUIZEN		NED, Sparta Ermelo	2007	<b>35.375</b>	<b>41.600</b>	76.975
12.	<b>T10</b>	SWAGERMAN		NED, Zoetermeer	2007	<b>18.425</b>	<b>40.280</b>	58.705

Group 2		P3 / 16:30-17:30						
1.	<b>T4</b>	FANFANI		FIN, Espoo	2006	<b>39.930</b>	<b>46.285</b>	86.215
2.	<b>T25</b>	EISLÖFFEL		GER, Bad Kreuznach	2006	<b>43.640</b>	<b>50.310</b>	93.950
3.	<b>T2</b>	WOELL		GER, Bayerischer Turnverband	2006	<b>41.650</b>	<b>15.600</b>	57.250
4.	<b>T37</b>	VAN DE ZANDEN		NED, Turnoss	2007	<b>35.260</b>	<b>41.845</b>	77.105
5.	<b>CREMER</b>	Feliztas		GER, Hessischer Turnverband	2006	<b>39.960</b>	<b>36.560</b>	76.520
6.	<b>T30</b>	JENTSCH		GER, Cottbus	2007	<b>41.415</b>	<b>20.585</b>	62.000
7.	<b>JANSSON</b>	Maisa		FIN, Espoo	2006	<b>38.815</b>	<b>42.770</b>	81.585
8.	<b>T37</b>	HUININK		NED, Turnoss	2006	<b>37.485</b>	<b>45.065</b>	82.550
9.	<b>T36</b>	QUIEL		GER, TSV Victoria Clarholz	2006	<b>39.940</b>	<b>45.780</b>	85.720
10.	<b>T37</b>	KIEBOOM		NED, Turnoss	2006	<b>32.410</b>	<b>41.025</b>	73.435
11.	<b>T24</b>	WIRTGEN		BEL, Lenig+Vlug	2007	<b>39.340</b>	<b>45.735</b>	85.075
12.	<b>T4</b>	SAARIO		FIN, Espoo	2006	<b>39.525</b>	<b>45.970</b>	85.495

Group 3		P3 / 18:00-19:00						
1.	<b>T7</b>	LE JEUNE		FRA, France	2006	<b>42.185</b>	<b>46.150</b>	88.335
2.	<b>T10</b>	HENCZL		NED, Zoetermeer	2007	<b>36.090</b>	<b>41.235</b>	77.325
3.	<b>T3</b>	TUÑON		ESP, Acrobática Valladolid	2007	<b>39.200</b>	<b>46.710</b>	85.910
4.	<b>T29</b>	BRUNDEL		NED, RGV	2007	<b>7.305</b>	<b>42.825</b>	50.130
5.	<b>T32</b>	ROOS		GER, TB Ruit	2007	<b>40.370</b>	<b>46.825</b>	87.195
6.	<b>T27</b>	RAMACHER		GER, NTB	2006	<b>37.455</b>	<b>46.860</b>	84.315
7.	<b>T11</b>	FAAS		NED, Zoetermeer	2007	<b>35.915</b>	<b>41.315</b>	77.230
8.	<b>T15</b>	VERMEULEN		BEL, Gymmax	2006	<b>37.405</b>	<b>42.565</b>	79.970
9.	<b>T11</b>	NOBEL		NED, Zoetermeer	2006	<b>33.340</b>	<b>40.220</b>	73.560
10.	<b>SNIKERE</b>	Vitalina		GER, Unterbach	2007	<b>41.090</b>	<b>42.435</b>	83.525
11.	<b>REITSMA</b>	Yara		NED, Triffis	2007	<b>27.590</b>	<b>39.885</b>	67.475

Group 4		P3 / 19:00-20:00						
1.	<b>BURGERING</b>	Annabelle		NED, KDO Apeldoorn	2007	<b>32.225</b>	<b>37.845</b>	70.070
2.	<b>T13</b>	BINNERTS		NED, Sparta Ermelo	2006	<b>36.705</b>	<b>41.955</b>	78.660
3.	<b>T4</b>	KOIVUSALO		FIN, Espoo	2007	<b>39.630</b>	<b>46.225</b>	85.855
4.	<b>T24</b>	VANTIEGHEM		BEL, Lenig+Vlug	2006	<b>34.400</b>	<b>41.205</b>	75.605
5.	<b>T39</b>	ULJEE		NED, Triffis	2007	<b>40.410</b>	<b>47.540</b>	87.950
6.	<b>T36</b>	KNÖNER		GER, TSV Victoria Clarholz	2006	<b>37.500</b>	<b>4.860</b>	42.360
7.	<b>T18</b>	BRINKMAN		NED, KDO Apeldoorn	2007	<b>40.530</b>	<b>46.215</b>	86.745
8.	<b>MÖLLER</b>	Maya		GER, Hessischer Turnverband	2007	<b>42.415</b>	<b>51.585</b>	94.000
9.	<b>T5</b>	BROUWERS		NED, FlikFlak	2006	<b>41.110</b>	<b>44.160</b>	85.270
10.	<b>T12</b>	BOSSCHART		NED, Sparta Ermelo	2006	<b>39.745</b>	<b>43.695</b>	83.440
11.	<b>T30</b>	TOTZKE		GER, Cottbus	2006	<b>42.480</b>	<b>10.015</b>	52.495
12.	<b>VAN VEEN</b>	Julianne		NED, Springbokken	2007	<b>36.260</b>	<b>43.185</b>	79.445

## C07 17-21 Boys

### Judges:

CJP	Babette	van Wetering	NED	FIG 1
E1	Saskia	van der Goeten	NED	FIG 3
E2	Stijn	Avau	BEL	FIG 3
E3	Jolanda	Hierck	NED	FIG 3
E4	Joerg	Hohenstein	GER	FIG 3
E5				
E6				
D1	Martina	Rehorova	CZE	FIG 2
D2	Saskia	van Dijk	NED	FIG 1
ACJP	Marlies	Kok	NED	
SJ				

### Qualification Startlist & Results (not detailed results)



Dutch Trampoline Open 2022 *Event subtitle*  
Individual trampoline – C07 17-21 y Boys – Qualification – [Results](#) / [Analysis](#)<sup>β</sup> / [Team results](#)

Qualification · [Final](#)

Group 1		P1 / 13:30-14:30						
1.	<b>T72</b> LAPRIDA BENAVIDES	Alejandro		ESP, Federacio Catalana	2003	<a href="#">27.410</a>	<a href="#">11.575</a>	27.410
2.	BAKKER	Julian		NED, Triffis	2004	<a href="#">4.955</a>	<a href="#">43.725</a>	43.725
3.	<b>T54</b> DOHMEN	Pepijn		NED, FlikFlak	2002	<a href="#">5.365</a>	<a href="#">45.760</a>	45.760
4.	KOOMAN	Spencer		CAN, Thunder Country	2002	<a href="#">44.825</a>	<a href="#">47.190</a>	47.190
5.	KRABBENBORG	Wout		NED, RGV	2003	<a href="#">42.675</a>	<a href="#">43.550</a>	43.550
6.	<b>T72</b> FONTANILLAS CADENAS	Xavier		ESP, Federacio Catalana	2004	<a href="#">53.015</a>	<a href="#">11.820</a>	53.015

Group 2		P1 / 14:30-15:30						
1.	HAM	Cayden		NED, KDO Apeldoorn	2004	<a href="#">43.675</a>	<a href="#">44.610</a>	44.610
2.	<b>T59</b> FRATEUR	Kilian		BEL, KSGT	2002	<a href="#">52.060</a>	<a href="#">11.550</a>	52.060
3.	FEYH	Miguel		GER, Hessischer Turnverband	2005	<a href="#">47.095</a>	<a href="#">49.125</a>	49.125
4.	<b>T58</b> VAN TILBORG	Ralph		NED, KDO Apeldoorn	2004	<a href="#">51.845</a>	<a href="#">50.445</a>	51.845
5.	<b>T58</b> VELDHIJZEN	Rick		NED, KDO Apeldoorn	2001	<a href="#">51.310</a>	<a href="#">52.590</a>	52.590
6.	STOJILJKOVIC	Stevan		SRB, Beograd	2004	<a href="#">39.030</a>	<a href="#">34.370</a>	39.030
7.	RISCH	Valentin		GER, Hessischer Turnverband	2005	<a href="#">17.705</a>	<a href="#">53.530</a>	53.530
8.	<b>T62</b> DESIMPELE	Viktor		BEL, Lenig+Vlug	2005	<a href="#">5.685</a>	<a href="#">45.840</a>	45.840
9.	<b>T58</b> DE KRUIJFF	Wessel		NED, KDO Apeldoorn	2003	<a href="#">40.220</a>	<a href="#">33.395</a>	40.220
10.	<b>T69</b> ABRAHAMS	Wyatt		NED, Turnoss	2004	<a href="#">42.455</a>	<a href="#">42.910</a>	42.910
11.	DUARTE	Joao		NED, KDO Apeldoorn	2003	<a href="#">50.475</a>	<a href="#">51.205</a>	51.205
12.	ROELFSEMA	Jay		NED, Aalsmeer	2005	<a href="#">22.965</a>	<a href="#">43.755</a>	43.755

Group 3		P1 / 15:30-16:30						
1.	<b>T73</b> TORIBIO	Alejandro		ESP, Acrobática Valladolid	2005	<a href="#">50.360</a>	<a href="#">49.180</a>	50.360
2.	KUSDEMIR	Günay		BEL, Rust Roest	2003	<a href="#">51.205</a>	<a href="#">11.105</a>	51.205
3.	<b>T73</b> CRESPO	Marcos		ESP, Acrobática Valladolid	2004	<a href="#">48.525</a>	<a href="#">50.405</a>	50.405
4.	<b>T71</b> REUS	Martijn		NED, Triffis	2002	<a href="#">47.945</a>	<a href="#">48.800</a>	48.800
5.	GLADJUK	Michael		GER, Nellingen	2005	<a href="#">48.055</a>	<a href="#">11.130</a>	48.055
6.	<b>T53</b> DEL SER	Carlos		ESP, Acrobática Valladolid	2003	<a href="#">47.325</a>	<a href="#">48.245</a>	48.245
7.	<b>T67</b> POVÝŠIL	Radek		CZE, Liberec	2004	<a href="#">46.055</a>	<a href="#">47.535</a>	47.535
8.	<b>T53</b> TORIBIO	Nicolas		ESP, Acrobática Valladolid	2005	<a href="#">28.015</a>	<a href="#">52.965</a>	52.965

## C08 17-21 Girls

### Judges:

CJP	Viola	Gaida	GER	FIG 2
E1	Sanne	Schut	NED	FIG 3
E2	Philippe	Decavel	BEL	FIG 4
E3	Carole	Bougit	FRA	FIG 4
E4	Marloes	Craig	NED	FIG 4
E5				
E6				
D1	Claudius	Meyer	GER	FIG 3
D2	Lara	Schut	NED	FIG 4
ACJP	Emre	Sörman	NED	FIG 4
SJ				

### Qualification Startlist & Results (not detailed results)



Dutch Trampoline Open 2022 *Event subtitle*

Individual trampoline – C08 17-21 y Girls – Qualification – [Results](#) / [Analysis](#) <sup>B</sup> / [Team results](#)

Qualification · [Final](#)

#### Group 1 P2 / 14:30-15:30

1.	ENGEL	Emy		NED, Sparta Ermelo	2005	<a href="#">43.470</a>	<a href="#">45.050</a>	45.050
2.	<b>T56</b>	WOLKENFELT		NED, Sparta Ermelo	2002	<a href="#">44.490</a>	<a href="#">43.820</a>	44.490
3.	ABRANTES	Joana		POR, Coimbra	2002	<a href="#">8.310</a>	<a href="#">9.910</a>	9.910
4.	<b>T71</b>	WIJKSTRA		NED, Triffis	2003	<a href="#">45.825</a>	<a href="#">44.565</a>	45.825
5.	<b>T70</b>	DE VOS		NED, Triffis	2002	<a href="#">42.525</a>	<a href="#">46.490</a>	46.490
6.	<b>T62</b>	WIRTGEN		BEL, Lenig+Vlug	2002	<a href="#">25.000</a>	<a href="#">30.260</a>	30.260
7.	<b>T56</b>	GROEN		NED, Sparta Ermelo	2005	<a href="#">33.995</a>	<a href="#">43.665</a>	43.665
8.	LAUHÖFFER	Saskia		GER, Hessischer Turnverband	2003	<a href="#">48.150</a>	<a href="#">47.670</a>	48.150
9.	<b>T56</b>	MESSELINK		NED, Sparta Ermelo	2005	<a href="#">46.180</a>	<a href="#">46.220</a>	46.220
10.	BOERSEMA	Jolien		NED, Springbokken	2004	<a href="#">14.070</a>	<a href="#">44.005</a>	44.005

#### Group 2 P2 / 15:30-16:30

1.	<b>T67</b>	HRUDOVÁ		CZE, Liberec	2005	<a href="#">47.115</a>	<a href="#">48.735</a>	48.735
2.	<b>T55</b>	VAN HAAREN		NED, Zoetermeer	2005	<a href="#">47.345</a>	<a href="#">46.790</a>	47.345
3.	DE NEVE	Emma		BEL, Gymmax	2005	<a href="#">45.865</a>	<a href="#">5.260</a>	45.865
4.	VAN DER SCHOOT	Felicia		NED, Zoetermeer	2003	<a href="#">22.190</a>	<a href="#">41.745</a>	41.745
5.	SCHNEIDER	Fiona		GER, Unterbach	2004	<a href="#">49.855</a>	<a href="#">49.075</a>	49.855
6.	BOGAARDS	Jessica		NED, Heerenveen	2003	<a href="#">22.215</a>	<a href="#">41.670</a>	41.670
7.	LANGNER	Sabrina		GER, NTB	2004	<a href="#">5.395</a>	<a href="#">48.535</a>	48.535
8.	<b>T73</b>	TUÑON		ESP, Acrobática Valladolid	2005	<a href="#">44.235</a>	<a href="#">43.690</a>	44.235
9.	<b>T55</b>	RAMHARAKH		NED, Zoetermeer	2005	<a href="#">4.850</a>	<a href="#">0</a>	4.850
10.	BUITENHUIS	Tara		NED, RGV	2005	<a href="#">43.055</a>	<a href="#">44.160</a>	44.160

#### Group 3 P2 / 16:30-17:30

1.	BOUWMEESTER	Alyssa		NED, KDO Apeldoorn	2005	<a href="#">42.720</a>	<a href="#">41.845</a>	42.720
2.	MARKOVIC	Anja		SRB, Beograd	2005	<a href="#">17.795</a>	<a href="#">13.780</a>	17.795
3.	<b>T62</b>	DAVIS		BEL, Lenig+Vlug	2002	<a href="#">5.245</a>	<a href="#">47.965</a>	47.965
4.	<b>T56</b>	DE ROOK		NED, Sparta Ermelo	2005	<a href="#">42.380</a>	<a href="#">45.290</a>	45.290
5.	DENEIRE	Jara		BEL, WIK Oostende	2004	<a href="#">48.415</a>	<a href="#">46.895</a>	48.415
6.	<b>T71</b>	VISSER		NED, Triffis	2005	<a href="#">38.780</a>	<a href="#">45.450</a>	45.450
7.	DE VRIES	Julia		NED, TV Ilmuiden	2005	<a href="#">42.250</a>	<a href="#">43.720</a>	43.720
8.	<b>T52</b>	TAFERE		GER, Bayerischer Turnverband	2003	<a href="#">46.155</a>	<a href="#">44.580</a>	46.155
9.	BOSMA	Nienke		NED, FlikFlak	2004	<a href="#">30.990</a>	<a href="#">42.605</a>	42.605
10.	ABRANTES	Rita		POR, Coimbra	2004	<a href="#">46.700</a>	<a href="#">44.370</a>	46.700
11.	NOSSACK	Sophie		CAN, Thunder Country	2004	<a href="#">37.565</a>	<a href="#">45.165</a>	45.165
12.	<b>T58</b>	IGNATIUS		NED, KDO Apeldoorn	2004	<a href="#">47.690</a>	<a href="#">47.060</a>	47.690

## C09 Seniors 17+ Men

### Judges:

CJP	Babette	van Wetering	NED	FIG 1
E1	Saskia	van der Goeten	NED	FIG 3
E2	Stijn	Avau	BEL	FIG 3
E3	Jolanda	Hierck	NED	FIG 3
E4	Joerg	Hohenstein	GER	FIG 3
E5				
E6				
D1	Martina	Rehorova	CZE	FIG 2
D2	Saskia	van Dijk	NED	FIG 1
ACJP	Marlies	Kok	NED	
SJ				

## Qualification Startlist & Results (not detailed results)



Dutch Trampoline Open 2022 *Event subtitle*  
Individual trampoline – C09 17+ Senior Men – Qualification – [Results](#) / [Analysis](#) <sup>β</sup> / [Team results](#)

Qualification · [Final](#)

Group 1 P1 / 16:30-17:30

1. <b>T66</b>	LAUXTERMANN Caio		GER, Cottbus	2003	<a href="#">53.610</a>	<a href="#">56.260</a>	56.260
2. <b>T61</b>	BILLIET Darwin		BEL, Lenig+Vlug	2003	<a href="#">53.970</a>	<a href="#">56.435</a>	56.435
3.	HORNA Jan-Eike		GER, Bad Kreuznach	2000	<a href="#">47.835</a>	<a href="#">0</a>	47.835
4. <b>T70</b>	MOL Jordy		NED, Triffis	2001	<a href="#">52.065</a>	<a href="#">52.185</a>	52.185
5. <b>T61</b>	GEENS Joris		BEL, Lenig+Vlug	1991	<a href="#">5.995</a>	<a href="#">16.275</a>	16.275
6. <b>T54</b>	SWINKELS Luuk		NED, FlikFlak	2001	<a href="#">53.870</a>	<a href="#">27.655</a>	53.870
7.	SCHULDT Matthias		GER, Hessischer Turnverband	2000	<a href="#">53.490</a>	<a href="#">54.155</a>	54.155
8. <b>T70</b>	TEILLERS Roel		NED, Triffis	1998	<a href="#">52.030</a>	<a href="#">52.875</a>	52.875
9. <b>T64</b>	GESSWEIN Tim-Oliver		GER, Stuttgart	1996	<a href="#">55.110</a>	<a href="#">56.020</a>	56.020

Group 2 P1 / 18:00-19:00

1.	BERGSMa Daan		NED, Heerenveen	2000	<a href="#">48.250</a>	<a href="#">50.450</a>	50.450
2. <b>T53</b>	FRANCO David		ESP, Acrobática Valladolid	2002	<a href="#">58.525</a>	<a href="#">18.220</a>	58.525
3. <b>T59</b>	MONSEU Jelco		BEL, KSGT	1999	<a href="#">14.925</a>	<a href="#">26.980</a>	26.980
4. <b>T72</b>	VEGA RUIZ David		ESP, Federacio Catalana	1998	<a href="#">40.470</a>	<a href="#">56.165</a>	56.165
5.	LEMSTRA Duncan		NED, Aalsmeer	2000	<a href="#">41.745</a>	<a href="#">38.895</a>	41.745
6. <b>T59</b>	STEENHOUWER Kim		BEL, KSGT	1999	<a href="#">40.430</a>	<a href="#">19.285</a>	40.430
7. <b>T67</b>	VĚCHET Pavel		CZE, Liberec	2002	<a href="#">49.755</a>	<a href="#">51.250</a>	51.250
8. <b>T72</b>	VILARASAU POVEDA Robert		ESP, Federacio Catalana	2001	<a href="#">56.670</a>	<a href="#">5.935</a>	56.670

Group 3 P1 / 19:00-20:00

1.	VOGEL Fabian		GER, Bad Kreuznach	1995	<a href="#">56.800</a>	<a href="#">57.105</a>	57.105
2. <b>T61</b>	VANDENBERGE Florian		BEL, Lenig+Vlug	2002	<a href="#">5.965</a>	<a href="#">53.440</a>	53.440
3. <b>T54</b>	V/D WETERING Joep		NED, FlikFlak	2001	<a href="#">41.870</a>	<a href="#">6.050</a>	41.870
4. <b>T71</b>	OTTENBROS Mads		NED, Triffis	1998	<a href="#">34.310</a>	<a href="#">48.210</a>	48.210
5. <b>T64</b>	PFLIEDERER Matthias		GER, Stuttgart	1995	<a href="#">57.425</a>	<a href="#">56.095</a>	57.425
6. <b>T69</b>	ABRAHAMS Milco		NED, Turnoss	2001	<a href="#">52.620</a>	<a href="#">6.075</a>	52.620
7. <b>T61</b>	DEBACKER Simon		BEL, Lenig+Vlug	1993	<a href="#">52.540</a>	<a href="#">49.705</a>	52.540

## C10 Seniors 17+ Women



## Judges:

CJP	Viola	Gaida	GER	FIG 2
E1	Sanne	Schut	NED	FIG 3
E2	Philippe	Decavel	BEL	FIG 4
E3	Carole	Bougit	FRA	FIG 4
E4	Marloes	Craig	NED	FIG 4
E5				
E6				
D1	Claudius	Meyer	GER	FIG 3
D2	Lara	Schut	NED	FIG 4
ACJP	Emre	Sörman	NED	FIG 4
SJ				

## Qualification Startlist & Results (not detailed results)



Dutch Trampoline Open 2022 *Event subtitle*

[Individual trampoline](#) – C10 17+ Senior Women – Qualification – [Results](#) / [Analysis](#)<sup>B</sup> / [Team results](#)

Qualification · [Final](#)

### Group 1

P2 / 18:00-19:00

1. <b>T55</b>	KUIJPER	Ashley	NED, Zoetermeer	1995	<a href="#">48.015</a>	<a href="#">46.925</a>	48.015
2.	GELEIJN	Bente	NED, Triffis	1996	<a href="#">49.730</a>	<a href="#">49.195</a>	49.730
3.	ZIJLSTRA	Denise	NED, Zoetermeer	1999	<a href="#">42.445</a>	<a href="#">43.220</a>	43.220
4. <b>T53</b>	SANZ	Erica	ESP, Acrobática Valladolid	2003	<a href="#">50.480</a>	<a href="#">5.775</a>	50.480
5. <b>T52</b>	STOEHR	Gabriela	GER, Bayerischer Turnverband	2002	<a href="#">35.990</a>	<a href="#">26.020</a>	35.990
6.	BRAAF	Luisa	GER, Unterbach	2004	<a href="#">19.960</a>	<a href="#">30.965</a>	30.965
7.	FREY	Luka	GER, Brackwede	2004	<a href="#">19.895</a>	<a href="#">49.620</a>	49.620
8. <b>T55</b>	BOLLEBOOM	Susan	NED, Zoetermeer	1994	<a href="#">42.480</a>	<a href="#">43.145</a>	43.145

### Group 2

P2 / 19:00-20:00

1. <b>T52</b>	SUESS	Annika	GER, Bayerischer Turnverband	2001	<a href="#">47.005</a>	<a href="#">48.100</a>	48.100
2.	VAN BEEK	Sophie	NED, Triffis	2000	<a href="#">5.505</a>	<a href="#">5.600</a>	5.600
3.	TAMPER	Salla	FIN, Espoo	1999	<a href="#">48.350</a>	<a href="#">34.165</a>	48.350
4. <b>T70</b>	SLATTERY	Niamh	NED, Triffis	1999	<a href="#">52.235</a>	<a href="#">50.855</a>	52.235
5. <b>T69</b>	KUIJPERS	Fleur	NED, Turnoss	1999	<a href="#">44.175</a>	<a href="#">44.805</a>	44.805
6. <b>T64</b>	ADAM	Leonie	GER, Stuttgart	1993	<a href="#">5.885</a>	<a href="#">31.880</a>	31.880
7. <b>T69</b>	MARKX	Madelief	NED, Turnoss	1996	<a href="#">44.020</a>	<a href="#">43.390</a>	44.020
8.	SCHURING	Romana	NED, TV IJmuiden	1995	<a href="#">48.605</a>	<a href="#">50.840</a>	50.840
9.	MAHSUDOVA	Seljan	AZE, Azerbaijan Gymnastics Fed	2003	<a href="#">10.360</a>	<a href="#">52.045</a>	52.045

## INDIVIDUAL FINALS

## C01 11-12 Boys

### Judges:

CJP	Joao	Margues	POR	FIG 2
E1	Saskia	van Dijk	NED	FIG 1
E2	Alexej	Kessler	GER	FIG 3
E3	Carole	Bougit	FRA	FIG 4
E4	Sanne	Schut	NED	FIG 3
E5				
E6				
D1	Joeri	deJonge	BEL	FIG 1
D2	Joerg	Hohenstein	GER	FIG 3
ACJP	Marlies	Kok	NED	
SJ				

### Finals Startlist & Results (not detailed results)



Dutch Trampoline Open 2022 *Event subtitle*

Individual trampoline – C01 11-12 y Boys – Final – [Results](#) / [Analysis](#) <sup>β</sup>

[Qualification](#) · Final

#### Group 1

1.	RIEKSEN Twan		NED, Sparta Ermelo	2010	<a href="#">42.780</a>	42.780
2.	ADEM Thomas		BEL, Gymmax	2010	<a href="#">42.460</a>	42.460
3.	DE VRIES Brent		NED, Heerenveen	2010	<a href="#">46.230</a>	46.230
4.	LEITNER Michael		GER, TG Münster	2010	<a href="#">43.290</a>	43.290
5.	ALLMAN Ryley		GBR, Leeds	2011	<a href="#">44.280</a>	44.280
6.	HARES Elliott		GBR, Leeds	2010	<a href="#">46.960</a>	46.960
7.	LEITNER Tobias		GER, TG Münster	2010	<a href="#">42.690</a>	42.690
8.	NOTHOF Philipp		GER, Bad Kreuznach	2010	<a href="#">42.870</a>	42.870

## C02 11-12 Girls



## Judges:

CJP	Martina	Rehorova	CZE	FIG 2
E1	Yvette	Venema	NED	FIG 4
E2	Maaïke	van den Enden	BEL	FIG 4
E3	Lara	Schut	NED	FIG 4
E4	Sebastien	Husser	FRA	FIG 4
E5				
E6				
D1	Viola	Gaida	GER	FIG 2
D2	Philippe	Decavel	BEL	FIG 4
ACJP	Hilde	Abrahams	NED	FIG 4
SJ				

## Finals Startlist & Results (not detailed results)



Dutch Trampoline Open 2022 *Event subtitle*  
[Individual trampoline](#) – C02 11-12 y Girls – Final – [Results](#) / [Analysis](#) <sup>β</sup>

### [Qualification](#) · Final

#### Group 1

1.	HEYWOOD	Grace		GBR, Leeds	2010	<a href="#">43.745</a>	43.745
2.	VERNON	Harriet		GBR, Leeds	2010	<a href="#">42.025</a>	42.025
3.	SPERLING	Lara		GER, Bad Kreuznach	2010	<a href="#">43.560</a>	43.560
4.	SIMON	Sophie		GER, Hessischer Turnverband	2010	<a href="#">42.505</a>	42.505
5.	DAVIES	Lily		GBR, Leeds	2011	<a href="#">16.945</a>	16.945
6.	EECKHOUT	Nette		BEL, Gymmax	2010	<a href="#">46.165</a>	46.165
7.	CROKER	Lucy		GBR, Ultima Trampoline Club	2011	<a href="#">43.600</a>	43.600
8.	SWEENEY	Amelia		GBR, Leeds	2011	<a href="#">42.950</a>	42.950

## C03 13-14 Boys

## Judges:

CJP	Joao	Margues	POR	FIG 2
E1	Saskia	van Dijk	NED	FIG 1
E2	Alexej	Kessler	GER	FIG 3
E3	Carole	Bougit	FRA	FIG 4
E4	Sanne	Schut	NED	FIG 3
E5				
E6				
D1	Joeri	deJonge	BEL	FIG 1
D2	Joerg	Hohenstein	GER	FIG 3
ACJP	Marlies	Kok	NED	
SJ				

## Finals Startlist & Results (not detailed results)



Dutch Trampoline Open 2022 *Event subtitle*  
Individual trampoline – C03 13-14 y Boys – Final – [Results](#) / [Analysis](#) <sup>β</sup>

[Qualification](#) · Final

### Group 1

1.	TWAN	Rotgans	 NED, GymXL Amersfoort	2008	<a href="#">41.240</a>	41.240
2.	PÉREZ ALONSO	Francisco Javier	 ESP, Acrobática Valladolid	2008	<a href="#">44.370</a>	44.370
3.	KERN	Pascal	 GER, Hessischer Turnverband	2008	<a href="#">45.330</a>	45.330
4.	WINK	Mees	 NED, Heerenveen	2008	<a href="#">42.630</a>	42.630
5.	FUCHS	Moritz	 GER, Bayerischer Turnverband	2009	<a href="#">47.500</a>	47.500
6.	PATTIPEILOHY	Jesper	 NED, KDO Apeldoorn	2008	<a href="#">48.230</a>	48.230
7.	VOLLAARD	Jeroen	 NED, TV IJmuiden	2008	<a href="#">28.480</a>	28.480
8.	ARONICA	Luan	 GER, Hessischer Turnverband	2009	<a href="#">9.060</a>	9.060

## C04 13-14 Girls

## Judges:

CJP	Saskia	van der Goeten	NED	FIG 3
E1	William	de Gans	NED	FIG 4
E2	Claudius	Meyer	GER	FIG 3
E3	Ans	Morren	NED	FIG 4
E4	Stephanie	Bucher	GER	FIG 4
E5				
E6				
D1	Stijn	Avau	BEL	FIG 3
D2	Marloes	Craig	NED	FIG 4
ACJP	Emre	Sörman	NED	FIG 4
SJ				

## Finals Startlist & Results (not detailed results)



Dutch Trampoline Open 2022 *Event subtitle*

Individual trampoline – C04 13-14 Y Girls – Final – Results / Analysis<sup>β</sup>

### Qualification · Final

#### Group 1

1.	HIRSCH	Liska	 GER, NTB	2008	<u>46.590</u>	46.590
2.	VOLSKA	Nicola	 GER, NTB	2008	<u>48.360</u>	48.360
3.	TROTTER	Emily	 GBR, Carlisle	2008	<u>48.015</u>	48.015
4.	WIJKSTRA	Thalissa	 NED, Triffis	2008	<u>50.410</u>	50.410
5.	HESSE	Juline	 FRA, France	2008	<u>9.895</u>	9.895
6.	LINDENTHAL	Lara	 GER, Bad Kreuznach	2008	<u>47.710</u>	47.710
7.	MELNICHUK	Alexandra	 GER, NTB	2009	<u>48.050</u>	48.050
8.	HOMPS	Anna	 FRA, France	2009	<u>33.470</u>	33.470

## C05 15-16 Boys

## Judges:

CJP	Martina	Rehorova	CZE	FIG 2
E1	Yvette	Venema	NED	FIG 4
E2	Maaïke	van den Enden	BEL	FIG 4
E3	Lara	Schut	NED	FIG 4
E4	Sebastien	Husser	FRA	FIG 4
E5				
E6				
D1	Viola	Gaida	GER	FIG 2
D2	Philippe	Decavel	BEL	FIG 4
ACJP	Hilde	Abrahams	NED	FIG 4
SJ				

## Finals Startlist & Results (not detailed results)



### [Qualification](#) · Final

#### Group 1

1.	LE GUILLY	Axel	 FRA, France	2006	<a href="#">50.040</a>	50.040
2.	MIRZAYEV	Nijat	 AZE, Azerbaijan Gymnastics Fed	2007	<a href="#">51.985</a>	51.985
3.	WOLFRUM	Philipp	 GER, Bayerischer Turnverband	2007	<a href="#">51.560</a>	51.560
4.	HETEŠ	Daniel	 CZE, Liberec	2006	<a href="#">50.675</a>	50.675
5.	THOMSON	Adrian	 GER, TG Münster	2006	<a href="#">50.600</a>	50.600
6.	DEBLOCK	Lucas	 FRA, France	2007	<a href="#">43.930</a>	43.930
7.	COSKUN	Mervan	 FRA, France	2006	<a href="#">51.185</a>	51.185
8.	BROCHARD	Rémi	 FRA, France	2006	<a href="#">51.935</a>	51.935

## C06 15-16 Girls

## Judges:

CJP	Martina	Rehorova	CZE	FIG 2
E1	Yvette	Venema	NED	FIG 4
E2	Maaïke	van den Enden	BEL	FIG 4
E3	Lara	Schut	NED	FIG 4
E4	Sebastien	Husser	FRA	FIG 4
E5				
E6				
D1	Viola	Gaida	GER	FIG 2
D2	Philippe	Decavel	BEL	FIG 4
ACJP	Hilde	Abrahams	NED	FIG 4
SJ				

## Finals Startlist & Results (not detailed results)



Dutch Trampoline Open 2022 *Event subtitle*

Individual trampoline – C06 15-16 y Girls – Final – Results / Analysis <sup>β</sup>

Qualification · Final

### Group 1

1.	LE JEUNE	Emma	 FRA, France	2006	<u>48.760</u>	48.760
2.	MÖLLER	Maya	 GER, Hessischer Turnverband	2007	<u>51.825</u>	51.825
3.	WESTHUIS	Eline	 NED, Sparta Ermelo	2006	<u>47.160</u>	47.160
4.	GATTO	Clémentine	 FRA, France	2007	<u>48.330</u>	48.330
5.	WOEHL	Pénélope	 FRA, France	2006	<u>48.485</u>	48.485
6.	ROOS	Magdalena	 GER, TB Ruit	2007	<u>46.865</u>	46.865
7.	EISLÖFFEL	Aurelia	 GER, Bad Kreuznach	2006	<u>50.535</u>	50.535
8.	ULJEE	Lina Joy	 NED, Triffis	2007	<u>44.585</u>	44.585

## C07 17-21 Boys

## Judges:

CJP	Joao	Margues	POR	FIG 2
E1	Saskia	van Dijk	NED	FIG 1
E2	Alexej	Kessler	GER	FIG 3
E3	Carole	Bougit	FRA	FIG 4
E4	Sanne	Schut	NED	FIG 3
E5				
E6				
D1	Joeri	deJonge	BEL	FIG 1
D2	Joerg	Hohenstein	GER	FIG 3
ACJP	Marlies	Kok	NED	
SJ				

## Finals Startlist & Results (not detailed results)



### [Qualification](#) · Final

#### Group 1

1.	FONTANILLAS CADENAS	Xavier		ESP, Federacio Catalana	2004	<a href="#">56.420</a>	56.420
2.	RISCH	Valentin		GER, Hessischer Turnverband	2005	<a href="#">27.990</a>	27.990
3.	TORIBIO	Nicolas		ESP, Acrobática Valladolid	2005	<a href="#">46.130</a>	46.130
4.	DUARTE	Joao		NED, KDO Apeldoorn	2003	<a href="#">5.630</a>	5.630
5.	VAN TILBORG	Ralph		NED, KDO Apeldoorn	2004	<a href="#">51.120</a>	51.120
6.	VELDHUIZEN	Rick		NED, KDO Apeldoorn	2001	<a href="#">49.610</a>	49.610
7.	FRATEUR	Kilian		BEL, KSGT	2002	<a href="#">37.520</a>	37.520
8.	KUSDEMIR	Günay		BEL, Rust Roest	2003	<a href="#">50.320</a>	50.320

## C08 17-21 Girls

## Judges:

CJP	Saskia	van der Goeten	NED	FIG 3
E1	William	de Gans	NED	FIG 4
E2	Claudius	Meyer	GER	FIG 3
E3	Ans	Morren	NED	FIG 4
E4	Stephanie	Bucher	GER	FIG 4
E5				
E6				
D1	Stijn	Avau	BEL	FIG 3
D2	Marloes	Craig	NED	FIG 4
ACJP	Emre	Sörman	NED	FIG 4
SJ				

## Finals Startlist & Results (not detailed results)



Dutch Trampoline Open 2022 *Event subtitle*  
Individual trampoline – C08 17-21 y Girls – Final – [Results](#) / [Analysis](#)<sup>β</sup>

### [Qualification](#) · Final

#### Group 1

1.	LANGNER	Sabrina	GER, NTB	2004	<a href="#">48.180</a>	48.180
2.	LAUHÖFER	Saskia	GER, Hessischer Turnverband	2003	<a href="#">19.725</a>	19.725
3.	VAN HAAREN	Anouchka	NED, Zoetermeer	2005	<a href="#">5.300</a>	5.300
4.	SCHNEIDER	Fiona	GER, Unterbach	2004	<a href="#">48.965</a>	48.965
5.	HRUDOVÁ	Aneta	CZE, Liberec	2005	<a href="#">48.070</a>	48.070
6.	IGNATIUS	Tess	NED, KDO Apeldoorn	2004	<a href="#">44.235</a>	44.235
7.	DENEIRE	Jara	BEL, WIK Oostende	2004	<a href="#">46.850</a>	46.850
8.	DAVIS	Augustus	BEL, Lenig+Vlug	2002	<a href="#">41.490</a>	41.490

## C09 Seniors 17+ Men

## Judges:

CJP	Joao	Margues	POR	FIG 2
E1	Saskia	van Dijk	NED	FIG 1
E2	Alexej	Kessler	GER	FIG 3
E3	Carole	Bougit	FRA	FIG 4
E4	Sanne	Schut	NED	FIG 3
E5				
E6				
D1	Joeri	deJonge	BEL	FIG 1
D2	Joerg	Hohenstein	GER	FIG 3
ACJP	Marlies	Kok	NED	
SJ				

## Finals Startlist & Results (not detailed results)



Dutch Trampoline Open 2022 *Event subtitle*  
Individual trampoline – C09 17+ Senior Men – Final – [Results](#) / [Analysis](#) <sup>β</sup>

### [Qualification](#) · Final

#### Group 1

1.	VOGEL	Fabian	GER, Bad Kreuznach	1995	<a href="#">58.550</a>	58.550
2.	PFLEIDERER	Matthias	GER, Stuttgart	1995	<a href="#">5.550</a>	5.550
3.	FRANCO	David	ESP, Acrobática Valladolid	2002	<a href="#">24.590</a>	24.590
4.	BILLIET	Darwin	BEL, Lenig+Vlug	2003	<a href="#">54.040</a>	54.040
5.	GESSWEIN	Tim-Oliver	GER, Stuttgart	1996	<a href="#">54.910</a>	54.910
6.	TEILLERS	Roel	NED, Triffis	1998	<a href="#">52.470</a>	52.470
7.	VEGA RUIZ	David	ESP, Federacio Catalana	1998	<a href="#">57.970</a>	57.970
8.	LAUXTERMANN	Caio	GER, Cottbus	2003	<a href="#">56.140</a>	56.140
9.	VILARASAU POVEDA	Robert	ESP, Federacio Catalana	2001	<a href="#">57.990</a>	57.990

## C10 Seniors 17+ Women



## Judges:

CJP	Saskia	van der Goeten	NED	FIG 3
E1	William	de Gans	NED	FIG 4
E2	Claudius	Meyer	GER	FIG 3
E3	Ans	Morren	NED	FIG 4
E4	Stephanie	Bucher	GER	FIG 4
E5				
E6				
D1	Stijn	Avau	BEL	FIG 3
D2	Marloes	Craig	NED	FIG 4
ACJP	Emre	Sörman	NED	FIG 4
SJ				

## Qualification Startlist & Results (not detailed results)



### [Qualification](#) · Final

#### Group 1

1.	SUESS	Annika		GER, Bayerischer Turnverband	2001	<a href="#">44.550</a>	44.550
2.	SCHURING	Romana		NED, TV IJmuiden	1995	<a href="#">52.545</a>	52.545
3.	FREY	Luka		GER, Brackwede	2004	<a href="#">48.175</a>	48.175
4.	SANZ	Erica		ESP, Acrobática Valladolid	2003	<a href="#">48.955</a>	48.955
5.	GELEIJN	Bente		NED, Triffis	1996	<a href="#">48.530</a>	48.530
6.	SLATTERY	Niamh		NED, Triffis	1999	<a href="#">52.470</a>	52.470
7.	MAHSUDOVA	Seljan		AZE, Azerbaijan Gymnastics Fed	2003	<a href="#">52.530</a>	52.530
8.	TAMPER	Salla		FIN, Espoo	1999	<a href="#">34.335</a>	34.335

# SYNCHRONIZED QUALIFICATION

## C11 11-12 Boys

### Judges:

CJP	Joao	Margues	POR	FIG 2
E1	Saskia	van Dijk	NED	FIG 1
E2	Alexej	Kessler	GER	FIG 3
E3	Carole	Bourgit	FRA	FIG 4
E4	Sanne	Schut	NED	FIG 3
E5				
E6				
D1	Joeri	Dejonghe	BEL	FIG 1
D2	Joerg	Hohenstein	GER	FIG 3
ACJP	Marlies	Kok	NED	
SJ				

### Qualification Startlist & Results (not detailed results)







Dutch Trampoline Open 2022 *Event subtitle*  
Synchronised trampoline – C11 11-12 y Boys – Qualification – [Results](#)

Qualification · [Final](#)

Group 1

P1 / 10:00-11:00

1.	MAALDERINK	Aron		NED, FlickFlak	2010	<a href="#">34.425</a>	<a href="#">39.340</a>	73.765
	VAN HELVOIRT	Yuri		NED, FlickFlak	2011			
2.	LEITNER	Michael		GER, TG Münster	2010	<a href="#">35.220</a>	<a href="#">40.940</a>	76.160
	LEITNER	Tobias		GER, TG Münster	2010			

## C12 11-12 Girls

### Judges:

CJP	Martina	Rehorova	CZE	FIG 2
E1	Marguerita	la Vos	NED	FIG 3
E2	Maaïke	van den Enden	BEL	FIG 4
E3	Lara	Schut	NED	FIG 4
E4	Hilde	Abrahams	NED	FIG 4
E5				
E6				
D1	Viola	Gaida	GER	FIG 2
D2	Dieter	Coudijer	BEL	FIG 4
ACJP	Yvette	Venema	NED	FIG 4
SJ				

### Qualification Startlist & Results (not detailed results)



Dutch Trampoline Open 2022 *Event subtitle*  
Synchronised trampoline – C12 11-12 y Girls – Qualification – Results

Qualification · [Final](#)

Group 1

P3 / 10:00-11:00

1.	SYRYN	Anna	 BEL, Rust	2010	<u>29.775</u>	<u>38.110</u>	67.885
	VANHOOREN	Gaëlle	 BEL, Rust	2010			
2.	HINRICHS	Lobke	 NED, KDO Apeldoorn	2010	<u>26.425</u>	<u>38.370</u>	64.795
	JONKER	Cera	 NED, KDO Apeldoorn	2011			
3.	DEJAEGHER	Ella	 BEL, Rust	2010	<u>29.230</u>	<u>37.965</u>	67.195
	VANDERBECK	Justine	 BEL, Rust	2010			

## C13 13-14 Boys

### Judges:

CJP	Joao	Margues	POR	FIG 2
E1	Saskia	van Dijk	NED	FIG 1
E2	Alexej	Kessler	GER	FIG 3
E3	Carole	Bourgit	FRA	FIG 4
E4	Sanne	Schut	NED	FIG 3
E5				
E6				
D1	Joeri	Dejonghe	BEL	FIG 1
D2	Joerg	Hohenstein	GER	FIG 3
ACJP	Marlies	Kok	NED	
SJ				

### Qualification Startlist & Results (not detailed results)



Dutch Trampoline Open 2022 *Event subtitle*

Synchronised trampoline – C13 13-14 y Boys – Qualification – Results

Qualification · [Final](#)

Group 1 P1 / 10:00-11:00

1.	WINK	Mees	 NED, Heerenveen	2008	<u>34.330</u>	<u>39.145</u>	73.475
	DE VRIES	Brent	 NED, Heerenveen	2010			

## C14 13-14 Girls

### Judges:

CJP	Saskia	van der Goeten	NED	FIG 3
E1	William	de Gans	NED	FIG 4
E2	Claudius	Meyer	GER	FIG 3
E3	Ans	Morren	NED	FIG 4
E4	Stephanie	Bode	GER	FIG 4
E5				
E6				
D1	Stijn	Avau	BEL	FIG 3
D2	Emre	Sörman	NED	FIG 4
ACJP	Marloes	Craig	NED	FIG 4
SJ				

### Qualification Startlist & Results (not detailed results)



Dutch Trampoline Open 2022 *Event subtitle*

[Synchronised trampoline](#) – C14 13-14 y Girls – Qualification – [Results](#)

Qualification · [Final](#)

Group 1

P2 / 10:00-11:00

1.	SAILLY	Aely	FRA, France	2008	<a href="#">33.980</a>	<a href="#">14.395</a>	48.375
	HOMPS	Anna	FRA, France	2009			
2.	MELNICHUK	Alexandra	GER, NTB	2009	<a href="#">35.635</a>	<a href="#">40.690</a>	76.325
	BACHMANN	Rieke	GER, NTB	2009			
3.	KÖSSLER	Alicia	GER, Clarholz	2008	<a href="#">31.305</a>	<a href="#">37.835</a>	69.140
	GIROD	Liv	GER, Clarholz	2009			
4.	KOLKHUIS	Fabienne	NED, FlikFlak	2010	<a href="#">33.055</a>	<a href="#">37.140</a>	70.195
	VAN BOXTEL	Roseanne	NED, FlikFlak	2008			
5.	HIRSCH	Liska	GER, NTB	2008	<a href="#">34.685</a>	<a href="#">34.150</a>	68.835
	VOLSKA	Nicola	GER, NTB	2008			
6.	VAN VIERZEN	Lieke	NED, TV IJmuiden	2009	<a href="#">34.835</a>	<a href="#">41.040</a>	75.875
	HAZELOF	Chemène	NED, Sparta Ermelo	2009			
7.	MEULEMAN	Makenzie	NED, Heerenveen	2009	<a href="#">31.890</a>	<a href="#">35.225</a>	67.115
	ESSCHENDAL	Anoek	NED, TV Activ	2008			

## C15 15-16 Boys

### Judges:

CJP	Martina	Rehorova	CZE	FIG 2
E1	Marguerita	la Vos	NED	FIG 3
E2	Maaïke	van den Enden	BEL	FIG 4
E3	Lara	Schut	NED	FIG 4
E4	Hilde	Abrahams	NED	FIG 4
E5				
E6				
D1	Viola	Gaida	GER	FIG 2
D2	Dieter	Coudijer	BEL	FIG 4
ACJP	Yvette	Venema	NED	FIG 4
SJ				

### Qualification Startlist & Results (not detailed results)



Dutch Trampoline Open 2022 *Event subtitle*  
Synchronised trampoline – C15 15-16 y Boys – Qualification – [Results](#)

Qualification · [Final](#)

Group 1		P3 / 12:00-13:00					
1.	LE GUILLY	Axel	FRA, France	2006	<a href="#">35.315</a>	<a href="#">42.630</a>	77.945
	DEBLOCK	Lucas	FRA, France	2007			
2.	RUBEN	Borger	NED, Heerenveen	2007	<a href="#">24.635</a>	<a href="#">29.200</a>	53.835
	VOGEL	Camiel	NED, Heerenveen	2008			
3.	MAHSUDOV	Magsud	AZE, Azerbaijan Gymn Fed	2007	<a href="#">34.970</a>	<a href="#">46.455</a>	81.425
	MIRZAYEV	Nijat	AZE, Azerbaijan Gymn Fed	2007			
4.	TURUBASSA	Dylan	NED, FlikFlak	2007	<a href="#">35.975</a>	<a href="#">42.155</a>	78.130
	VAN DE BESSELAAR	Guus	NED, FlikFlak	2006			
5.	STRIESE	Hendrik	GER, NTB	2007	<a href="#">25.860</a>	<a href="#">41.640</a>	67.500
	WEPER	Tom Leon	GER, NTB	2006			
6.	LEITNER	Leander	GER, TG Münster	2007	<a href="#">34.485</a>	<a href="#">41.290</a>	75.775
	THOMSON	Adrian	GER, TG Münster	2006			
7.	VILLAFUERTE	Rick	NED, FlikFlak	2007	<a href="#">33.860</a>	<a href="#">40.380</a>	74.240
	SCHRIER	Levi	NED, Forza Gymnastica	2008			
8.	REGULUS	Alexis	FRA, France	2007	<a href="#">35.020</a>	<a href="#">45.565</a>	80.585
	COSKUN	Mervan	FRA, France	2006			
9.	CORDOBA	Miguel	ESP, Acrobática Valladolid	2007	<a href="#">6.415</a>	<a href="#">41.490</a>	47.905
	PÉREZ ALONSO	Fransisco	ESP, Acrobática Valladolid	2008			
10.	FEYH	Paolo	GER, Die Kängurus	2007	<a href="#">7.335</a>	<a href="#">40.185</a>	47.520
	DOUSA	Paul	GER, Die Kängurus	2006			
11.	DENOLF	Rien	BEL, WIK Oostende	2007	<a href="#">35.525</a>	<a href="#">43.650</a>	79.175
	GEYSEN	Sam	BEL, WIK Oostende	2007			
12.	DEEBEN	Xabi	NED, FlikFlak	2006	<a href="#">34.280</a>	<a href="#">41.540</a>	75.820
	MAALDERINK	Maik	NED, FlikFlak	2006			

## C16 15-16 Girls

### Judges:

CJP	Martina	Rehorova	CZE	FIG 2
E1	Marguerita	la Vos	NED	FIG 3
E2	Maaïke	van den Enden	BEL	FIG 4
E3	Lara	Schut	NED	FIG 4
E4	Hilde	Abrahams	NED	FIG 4
E5				
E6				
D1	Viola	Gaida	GER	FIG 2
D2	Dieter	Coudijer	BEL	FIG 4
ACJP	Yvette	Venema	NED	FIG 4
SJ				

### Qualification Startlist & Results (not detailed results)



Dutch Trampoline Open 2022 *Event subtitle*  
Synchronised trampoline – C16 15-16 y Girls – Qualification – Results

Qualification · [Final](#)

Group 1		P3 / 10:00-11:00					
1.	BURGERING	Annabelle	NED, KDO Apeldoorn	2007	<a href="#">19.530</a>	<a href="#">25.175</a>	44.705
	POL	Maaïke	NED, KDO Apeldoorn	2008			
2.	WOELL	Bettina	GER, Bayerischer Turnverband	2006	<a href="#">37.175</a>	<a href="#">14.655</a>	51.830
	RAMACHER	Marrit	GER, NTB	2006			
3.	VAN DE ZANDEN	Christy	NED, Turnoss	2007	<a href="#">31.220</a>	<a href="#">41.250</a>	72.470
	KIEBOOM	Nina	NED, Turnoss	2006			
4.	GATTO	Clémentine	FRA, France	2007	<a href="#">35.950</a>	<a href="#">30.825</a>	66.775
	HESSE	Juline	FRA, France	2008			
5.	VAN BEEKHUIZEN	Sofie	NED, Sparta Ermelo	2007	<a href="#">3.380</a>	<a href="#">4.735</a>	8.115
	VAN VEEN	Julianne	NED, Springbokken	2007			
6.	FANFANI	Aida	FIN, Espoo	2006	<a href="#">34.795</a>	<a href="#">12.865</a>	47.660
	KOIVUSALO	Iiris	FIN, Espoo	2007			
7.	HUININK	Eline	NED, Turnoss	2006	<a href="#">31.100</a>	<a href="#">40.990</a>	72.090
	VAN DRIEL	Jessie	NED, Turnoss	2009			

Group 2		P3 / 11:00-12:00					
1.	WESTHUIS	Eline	NED, Sparta Ermelo	2006	<a href="#">36.350</a>	<a href="#">42.755</a>	79.105
	BOSSCHART	Valerie	NED, Sparta Ermelo	2006			
2.	LE JEUNE	Emma	FRA, France	2006	<a href="#">35.255</a>	<a href="#">18.660</a>	53.915
	WOEHL	Pénélope	FRA, France	2006			
3.	VANTIEGHEM	Kato	BEL, Lenig+Vlug	2006	<a href="#">3.750</a>	<a href="#">21.420</a>	25.170
	WIRTGEN	Saartje	BEL, Lenig+Vlug	2007			
4.	ULJEE	Lina Joy	NED, Triffis	2007	<a href="#">36.675</a>	<a href="#">45.495</a>	82.170
	WIJKSTRA	Thalissa	NED, Triffis	2008			
5.	MÖLLER	Maya	GER, Hessischer Turnverband	2007	<a href="#">36.775</a>	<a href="#">44.380</a>	81.155
	EISLÖFFEL	Aurelia	GER, Bad Kreuznach	2006			
6.	QUIEL	Nele	GER, Clarholz	2006	<a href="#">29.740</a>	<a href="#">11.045</a>	40.785
	ZOGAJ	Donarta	GER, Clarholz	2006			

## C17 17-21 Boys

### Judges:

CJP	Joao	Margues	POR	FIG 2
E1	Saskia	van Dijk	NED	FIG 1
E2	Alexej	Kessler	GER	FIG 3
E3	Carole	Bourgit	FRA	FIG 4
E4	Sanne	Schut	NED	FIG 3
E5				
E6				
D1	Joeri	Dejonghe	BEL	FIG 1
D2	Joerg	Hohenstein	GER	FIG 3
ACJP	Marlies	Kok	NED	
SJ				

### Qualification Startlist & Results (not detailed results)



Dutch Trampoline Open 2022 *Event subtitle*

[Synchronised trampoline](#) – C17 17-21 y Boys – Qualification – [Results](#)

Qualification · [Final](#)

Group 1

P1 11:00-12:00

1.	VELDHUIZEN Rick	 NED, KDO Apeldoorn	2001	<a href="#">18.380</a>	<a href="#">42.450</a>	42.450
	VAN TILBORG Ralph	 NED, KDO Apeldoorn	2004			
2.	DEL SER Carlos	 ESP, Acrobática Valladolid	2003	<a href="#">46.430</a>	<a href="#">44.360</a>	46.430
	TORIBIO Nicolas	 ESP, Acrobática Valladolid	2005			
3.	BAKKER Julian	 NED, Triffis	2004	<a href="#">38.555</a>	<a href="#">8.290</a>	38.555
	BRINK Wessel	 NED, Triffis	2006			
4.	FEYH Miguel	 GER, Hessischer Turnverband	2005	<a href="#">43.265</a>	<a href="#">45.955</a>	45.955
	RISCH Valentin	 GER, Hessischer Turnverband	2005			
5.	TORIBIO Alejandro	 ESP, Acrobática Valladolid	2005	<a href="#">41.680</a>	<a href="#">45.980</a>	45.980
	VILLAFANE Noño	 ESP, Acrobática Valladolid	2007			
6.	HAM Cayden	 NED, KDO Apeldoorn	2004	<a href="#">41.655</a>	<a href="#">39.970</a>	41.655
	DE KRUIJFF Wessel	 NED, KDO Apeldoorn	2003			



## C18 17-21 Girls

### Judges:

CJP	Saskia	van der Goeten	NED	FIG 3
E1	William	de Gans	NED	FIG 4
E2	Claudius	Meyer	GER	FIG 3
E3	Ans	Morren	NED	FIG 4
E4	Stephanie	Bode	GER	FIG 4
E5				
E6				
D1	Stijn	Avau	BEL	FIG 3
D2	Emre	Sörman	NED	FIG 4
ACJP	Marloes	Craig	NED	FIG 4
SJ				

### Qualification Startlist & Results (not detailed results)



Dutch Trampoline Open 2022 *Event subtitle*  
Synchronised trampoline – C18 17-21 y Girls – Qualification – Results

Qualification · Final

Group 1

P2 / 11:00-12:00

1.	BOUWMEESTER	Alyssa		NED, KDO Apeldoorn	2005	<a href="#">23.445</a>	<a href="#">22.160</a>	23.445
	JONKER	Amy		NED, KDO Apeldoorn	2008			
2.	DAVIS	Augustus		BEL, Lenig+Vlug	2002	<a href="#">4.935</a>	<a href="#">39.845</a>	39.845
	WIRTGEN	Merel		BEL, Lenig+Vlug	2002			
3.	SANZ	Diana		ESP, Acrobática Valladolid	2005	<a href="#">36.990</a>	<a href="#">43.575</a>	43.575
	SANZ	Erica		ESP, Acrobática Valladolid	2003			
4.	DE NEVE	Emma		BEL, Gymmax	2005	<a href="#">36.945</a>	<a href="#">41.055</a>	41.055
	DENEIRE	Jara		BEL, WIK Oostende	2004			
5.	ENGEL	Emy		NED, Sparta Ermelo	2005	<a href="#">39.400</a>	<a href="#">42.170</a>	42.170
	DE ROOK	Fleur		NED, Sparta Ermelo	2005			
6.	SCHNEIDER	Fiona		GER, Unterbach	2004	<a href="#">40.420</a>	<a href="#">43.010</a>	43.010
	SNIKERE	Vitalina		GER, Unterbach	2007			
7.	METZELAAR	Indy		NED, Triffis	2005	<a href="#">38.445</a>	<a href="#">39.065</a>	39.065
	BIJL	Alysha		NED, Triffis	2006			
8.	VISSER	Jorja		NED, Triffis	2005	<a href="#">41.960</a>	<a href="#">20.975</a>	41.960
	BROUWERS	Megan		NED, FlikFlak	2006			
9.	RONSIK-NIEDERBRÖKER	Hannah		GER, NTB	2006	<a href="#">42.760</a>	<a href="#">44.165</a>	44.165
	LANGNER	Sabrina		GER, NTB	2004			
10.	GROEN	Renske		NED, Sparta Ermelo	2005	<a href="#">8.615</a>	<a href="#">12.455</a>	12.455
	MESSELINK	Yerusha		NED, Sparta Ermelo	2005			

Group 2

P2 / 12:00-13:00

1.	DE VRIES	Julia		NED, TV IJmuiden	2005	<a href="#">40.470</a>	<a href="#">38.855</a>	40.470
	ROOSEN	Elin		NED, TV IJmuiden	2008			
2.	ABRANTES	Rita		POR, Coimbra	2004	<a href="#">9.825</a>	<a href="#">9.140</a>	9.825
	ABRANTES	Joana		POR, Coimbra	2002			
3.	TUÑON	Sara		ESP, Acrobática Valladolid	2005	<a href="#">17.990</a>	<a href="#">42.500</a>	42.500
	TUÑON	Loreto		ESP, Acrobática Valladolid	2007			
4.	IGNATIUS	Tess		NED, KDO Apeldoorn	2004	<a href="#">43.225</a>	<a href="#">4.865</a>	43.225
	BRINKMAN	Marit		NED, KDO Apeldoorn	2007			
5.	WIJSTRA	Madelief		NED, Triffis	2003	<a href="#">42.160</a>	<a href="#">42.645</a>	42.645
	GROOT	Daphne		NED, Triffis	2006			

## C19 Seniors 17+ Men

### Judges:

CJP	Joao	Margues	POR	FIG 2
E1	Saskia	van Dijk	NED	FIG 1
E2	Alexej	Kessler	GER	FIG 3
E3	Carole	Bourgit	FRA	FIG 4
E4	Sanne	Schut	NED	FIG 3
E5				
E6				
D1	Joeri	Dejonghe	BEL	FIG 1
D2	Joerg	Hohenstein	GER	FIG 3
ACJP	Marlies	Kok	NED	
SJ				

### Qualification Startlist & Results (not detailed results)




Dutch Trampoline Open 2022 *Event subtitle*

[Synchronised trampoline](#) – C19 17+ Senior Men – Qualification – [Results](#)

Qualification · [Final](#)

Group 1

P1 / 12:00-13:00

1.	VANDENBERGE Florian	 BEL, Lenig+Vlug	2002	<a href="#">5.780</a>	<a href="#">48.040</a>	48.040
	DEBACKER Simon	 BEL, Lenig+Vlug	1993			
2.	LEMSTRA Duncan	 NED, Aalsmeer	2000	<a href="#">5.050</a>	<a href="#">13.410</a>	13.410
	ROELFSEMA Jay	 NED, Aalsmeer	2005			
3.	MOL Jordy	 NED, Triffis	2001	<a href="#">44.225</a>	<a href="#">46.230</a>	46.230
	TEILLERS Roel	 NED, Triffis	1998			
4.	BILLIET Darwin	 BEL, Lenig+Vlug	2003	<a href="#">46.970</a>	<a href="#">48.145</a>	48.145
	GEENS Joris	 BEL, Lenig+Vlug	1991			
5.	OTTENBROS Mads	 NED, Triffis	1998	<a href="#">24.075</a>	<a href="#">42.190</a>	42.190
	REUS Martijn	 NED, Triffis	2002			
6.	PFLEIDERER Matthias	 GER, Stuttgart	1995	<a href="#">50.715</a>	<a href="#">15.775</a>	50.715
	VOGEL Fabian	 GER, Bad Kreuznach	1995			
7.	ABRAHAMS Milco	 NED, Turnoss	2001	<a href="#">42.320</a>	<a href="#">18.795</a>	42.320
	SWINKELS Luuk	 NED, FlikFlak	2001			
8.	GESSWEIN Tim-Oliver	 GER, Stuttgart	1996	<a href="#">48.155</a>	<a href="#">0</a>	48.155
	SCHULDT Matthias	 GER, Hessischer Turnverband	2000			

## C20 Seniors 17+ Women

### Judges:

CJP	Saskia	van der Goeten	NED	FIG 3
E1	William	de Gans	NED	FIG 4
E2	Claudius	Meyer	GER	FIG 3
E3	Ans	Morren	NED	FIG 4
E4	Stephanie	Bode	GER	FIG 4
E5				
E6				
D1	Stijn	Avau	BEL	FIG 3
D2	Emre	Sörman	NED	FIG 4
ACJP	Marloes	Craig	NED	FIG 4
SJ				

### Qualification Startlist & Results (not detailed results)



Dutch Trampoline Open 2022 *Event subtitle*

[Synchronised trampoline](#) – C20 17+ Senior Women – [Qualification](#) – [Results](#)

Qualification · [Final](#)

Group 1

P12 / 12:00-13:00

1.	KUIJPER	Ashley		NED, Zoetermeer	1995	<a href="#">40.405</a>	<a href="#">13.485</a>	40.405
	BOLLEBOOM	Susan		NED, Zoetermeer	1994			
2.	BOGAARDS	Jessica		NED, Heerenveen	2003	<a href="#">34.810</a>	<a href="#">31.380</a>	34.810
	PRAK	Denise		NED, Heerenveen	1999			
3.	SCHURING	Romana		NED, TV IJmuiden	1995	<a href="#">5.035</a>	<a href="#">15.035</a>	15.035
	SLATTERY	Niamh		NED, Triffis	1999			
4.	VAN BEEK	Sophie		NED, Triffis	2000	<a href="#">30.945</a>	<a href="#">39.115</a>	39.115
	DE VOS	Maura		NED, Triffis	2002			

# SYNCHRONIZED FINALS

## C11 11-12 Boys

### Judges:

CJP	Joao	Margues	POR	FIG 2
E1	Saskia	van Dijk	NED	FIG 1
E2	Alexej	Kessler	GER	FIG 3
E3	Carole	Bourgit	FRA	FIG 4
E4	Sanne	Schut	NED	FIG 3
E5				
E6				
D1	Joeri	Dejonghe	BEL	FIG 1
D2	Joerg	Hohenstein	GER	FIG 3
ACJP	Marlies	Kok	NED	
SJ				

### Finals Startlist & Results (not detailed results)



Dutch Trampoline Open 2022 *Event subtitle*  
Synchronised trampoline – C11 11-12 y Boys – Final – Results

Qualification · Final

#### Group 1

1.	LEITNER	Michael	 GER, TG Münster	2010	<u>40.055</u>	116.215
	LEITNER	Tobias	 GER, TG Münster	2010		
2.	MAALDERINK	Aron	 NED, FlikFlak	2010	<u>23.025</u>	96.790
	VAN HELVOIRT	Yuri	 NED, FlikFlak	2011		

## C12 11-12 Girls

### Judges:

CJP	Martina	Rehorova	CZE	FIG 2
E1	Marguerita	la Vos	NED	FIG 3
E2	Maaïke	van den Enden	BEL	FIG 4
E3	Lara	Schut	NED	FIG 4
E4	Hilde	Abrahams	NED	FIG 4
E5				
E6				
D1	Viola	Gaida	GER	FIG 2
D2	Dieter	Coudijer	BEL	FIG 4
ACJP	Yvette	Venema	NED	FIG 4
SJ				

### Finals Startlist & Results (not detailed results)



Dutch Trampoline Open 2022 *Event subtitle*  
Synchronised trampoline – C12 11-12 y Girls – Final – Results

#### Qualification · Final

##### Group 1

1.	SYRYN	Anna	 BEL, Rust	2010	<u>37.800</u>	105.685
	VANHOOREN	Gaëlle	 BEL, Rust	2010		
2.	DEJAEGHER	Ella	 BEL, Rust	2010	<u>37.520</u>	104.715
	VANDERBECK	Justine	 BEL, Rust	2010		
3.	HINRICHS	Lobke	 NED, KDO Apeldoorn	2010	<u>11.875</u>	76.670
	JONKER	Cera	 NED, KDO Apeldoorn	2011		

## C13 13-14 Boys

### Judges:

CJP	Joao	Margues	POR	FIG 2
E1	Saskia	van Dijk	NED	FIG 1
E2	Alexej	Kessler	GER	FIG 3
E3	Carole	Bourgit	FRA	FIG 4
E4	Sanne	Schut	NED	FIG 3
E5				
E6				
D1	Joeri	Dejonghe	BEL	FIG 1
D2	Joerg	Hohenstein	GER	FIG 3
ACJP	Marlies	Kok	NED	
SJ				



### Finals Startlist & Results (not detailed results)



Dutch Trampoline Open 2022 *Event subtitle*  
Synchronised trampoline – C13 13-14 y Boys – Final – Results

Qualification · Final

#### Group 1

1.	WINK	Mees	 NED, Heerenveen	2008	<u>42.705</u>	116.180
	DE VRIES	Brent	 NED, Heerenveen	2010		

## C14 13-14 Girls

### Judges:

CJP	Saskia	van der Goeten	NED	FIG 3
E1	William	de Gans	NED	FIG 4
E2	Claudius	Meyer	GER	FIG 3
E3	Ans	Morren	NED	FIG 4
E4	Stephanie	Bode	GER	FIG 4
E5				
E6				
D1	Stijn	Avau	BEL	FIG 3
D2	Emre	Sörman	NED	FIG 4
ACJP	Marloes	Craig	NED	FIG 4
SJ				

### Finals Startlist & Results (not detailed results)



Dutch Trampoline Open 2022 *Event subtitle*  
Synchronised trampoline – C14 13-14 y Girls – Final – Results

#### Qualification · Final

##### Group 1

1.	VAN VIERZEN	Lieke		NED, TV IJmuiden	2009	<u>18.155</u>	94.030
	HAZELOF	Chemène		NED, Sparta Ermelo	2009		
2.	KOLKHUIS	Fabienne		NED, FlickFlak	2010	<u>27.585</u>	97.780
	VAN BOXTEL	Roseanne		NED, FlickFlak	2008		
3.	HIRSCH	Liska		GER, NTB	2008	<u>41.115</u>	109.950
	VOLSKA	Nicola		GER, NTB	2008		
4.	MELNICHUK	Alexandra		GER, NTB	2009	<u>43.175</u>	119.500
	BACHMANN	Rieke		GER, NTB	2009		
5.	KÖSSLER	Alicia		GER, Clarholz	2008	<u>38.490</u>	107.630
	GIROD	Liv		GER, Clarholz	2009		

## C15 15-16 Boys

### Judges:

CJP	Martina	Rehorova	CZE	FIG 2
E1	Marguerita	la Vos	NED	FIG 3
E2	Maaïke	van den Enden	BEL	FIG 4
E3	Lara	Schut	NED	FIG 4
E4	Hilde	Abrahams	NED	FIG 4
E5				
E6				
D1	Viola	Gaida	GER	FIG 2
D2	Dieter	Coudijer	BEL	FIG 4
ACJP	Yvette	Venema	NED	FIG 4
SJ				

### Finals Startlist & Results (not detailed results)



Dutch Trampoline Open 2022 *Event subtitle*  
Synchronised trampoline – C15 15-16 y Boys – Final – [Results](#)

#### [Qualification](#) · Final

##### Group 1

1.	LEITNER	Leander	GER, TG Münster	2007	<a href="#">11.450</a>	11.450
	THOMSON	Adrian	GER, TG Münster	2006		
2.	MAHSUDOV	Magsud	AZE, Azerbaijan Gymn Fed	2007	<a href="#">45.940</a>	45.940
	MIRZAYEV	Nijat	AZE, Azerbaijan Gymn Fed	2007		
3.	DENOLF	Rien	BEL, WIK Oostende	2007	<a href="#">17.420</a>	17.420
	GEYSEN	Sam	BEL, WIK Oostende	2007		
4.	DEEBEN	Xabi	NED, FlikFlak	2006	<a href="#">43.390</a>	43.390
	MAALDERINK	Maik	NED, FlikFlak	2006		
5.	VILLAFUERTE	Rick	NED, FlikFlak	2007	<a href="#">39.805</a>	39.805
	SCHRIER	Levi	NED, Forza Gymnastica	2008		
6.	REGULUS	Alexis	FRA, France	2007	<a href="#">46.225</a>	46.225
	COSKUN	Mervan	FRA, France	2006		
7.	TURUBASSA	Dylan	NED, FlikFlak	2007	<a href="#">27.015</a>	27.015
	VAN DE BESSELAAR	Guus	NED, FlikFlak	2006		
8.	LE GUILLY	Axel	FRA, France	2006	<a href="#">43.215</a>	43.215
	DEBLOCK	Lucas	FRA, France	2007		



## C16 15-16 Girls

### Judges:

CJP	Martina	Rehorova	CZE	FIG 2
E1	Marguerita	la Vos	NED	FIG 3
E2	Maaïke	van den Enden	BEL	FIG 4
E3	Lara	Schut	NED	FIG 4
E4	Hilde	Abrahams	NED	FIG 4
E5				
E6				
D1	Viola	Gaida	GER	FIG 2
D2	Dieter	Coudijer	BEL	FIG 4
ACJP	Yvette	Venema	NED	FIG 4
SJ				

## Finals Startlist & Results (not detailed results)



Dutch Trampoline Open 2022 *Event subtitle*  
Synchronised trampoline – C16 15-16 y Girls – Final – [Results](#)

[Qualification](#) · Final

### Group 1

1.	ULJEE	Lina Joy	NED, Triffis	2007	<a href="#">44.815</a>	44.815
	WIJKSTRA	Thalissa	NED, Triffis	2008		
2.	VAN DE ZANDEN	Christy	NED, Turnoss	2007	<a href="#">40.440</a>	40.440
	KIEBOOM	Nina	NED, Turnoss	2006		
3.	WOELL	Bettina	GER, Bayerischer Turnverband	2006	<a href="#">13.355</a>	13.355
	RAMACHER	Marrit	GER, NTB	2006		
4.	GATTO	Clémentine	FRA, France	2007	<a href="#">12.630</a>	12.630
	HESSE	Juline	FRA, France	2008		
5.	MÖLLER	Maya	GER, Hessischer Turnverband	2007	<a href="#">45.490</a>	45.490
	EISLÖFFEL	Aurelia	GER, Bad Kreuznach	2006		
6.	HUININK	Eline	NED, Turnoss	2006	<a href="#">40.440</a>	40.440
	VAN DRIEL	Jessie	NED, Turnoss	2009		
7.	WESTHUIS	Eline	NED, Sparta Ermelo	2006	<a href="#">38.225</a>	38.225
	BOSSCHART	Valerie	NED, Sparta Ermelo	2006		
8.	LE JEUNE	Emma	FRA, France	2006	<a href="#">39.995</a>	39.995
	WOEHL	Pénélope	FRA, France	2006		

## C17 17-21 Boys

## Judges:

CJP	Joao	Margues	POR	FIG 2
E1	Saskia	van Dijk	NED	FIG 1
E2	Alexej	Kessler	GER	FIG 3
E3	Carole	Bourgit	FRA	FIG 4
E4	Sanne	Schut	NED	FIG 3
E5				
E6				
D1	Joeri	Dejonghe	BEL	FIG 1
D2	Joerg	Hohenstein	GER	FIG 3
ACJP	Marlies	Kok	NED	
SJ				

## Finals Startlist & Results (not detailed results)



Dutch Trampoline Open 2022 *Event subtitle*  
Synchronised trampoline – C17 17-21 y Boys – Final – [Results](#)

[Qualification](#) · Final

### Group 1

1.	TORIBIO	Alejandro		ESP, Acrobática Valladolid	2005	<a href="#">5.330</a>	51.310
	VILLAFANE	Noño		ESP, Acrobática Valladolid	2007		
2.	DEL SER	Carlos		ESP, Acrobática Valladolid	2003	<a href="#">22.180</a>	68.610
	TORIBIO	Nicolas		ESP, Acrobática Valladolid	2005		
3.	FEYH	Miguel		GER, Hessischer Turnverband	2005	<a href="#">48.340</a>	94.295
	RISCH	Valentin		GER, Hessischer Turnverband	2005		
4.	VELDHUIZEN	Rick		NED, KDO Apeldoorn	2001	<a href="#">45.955</a>	88.405
	VAN TILBORG	Ralph		NED, KDO Apeldoorn	2004		

## C18 17-21 Girls

## Judges:

CJP	Saskia	van der Goeten	NED	FIG 3
E1	William	de Gans	NED	FIG 4
E2	Claudius	Meyer	GER	FIG 3
E3	Ans	Morren	NED	FIG 4
E4	Stephanie	Bode	GER	FIG 4
E5				
E6				
D1	Stijn	Avau	BEL	FIG 3
D2	Emre	Sörman	NED	FIG 4
ACJP	Marloes	Craig	NED	FIG 4
SJ				

## Finals Startlist & Results (not detailed results)



Dutch Trampoline Open 2022 *Event subtitle*  
Synchronised trampoline – C18 17-21 y Girls – Final – Results

### Qualification · Final

#### Group 1

1.	SCHNEIDER	Fiona	GER, Unterbach	2004	<u>44.165</u>	44.165
	SNIKERE	Vitalina	GER, Unterbach	2007		
2.	VISSER	Jorja	NED, Triffis	2005	<u>4.775</u>	4.775
	BROUWERS	Megan	NED, FlikFlak	2006		
3.	SANZ	Diana	ESP, Acrobática Valladolid	2005	<u>43.495</u>	43.495
	SANZ	Erica	ESP, Acrobática Valladolid	2003		
4.	RONSIK-NIEDERBRÖKER	Hannah	GER, NTB	2006	<u>44.795</u>	44.795
	LANGNER	Sabrina	GER, NTB	2004		
5.	TUÑON	Sara	ESP, Acrobática Valladolid	2005	<u>43.320</u>	43.320
	TUÑON	Loreto	ESP, Acrobática Valladolid	2007		
6.	IGNATIUS	Tess	NED, KDO Apeldoorn	2004	<u>41.935</u>	41.935
	BRINKMAN	Marit	NED, KDO Apeldoorn	2007		
7.	WIJKSTRA	Madelief	NED, Triffis	2003	<u>12.545</u>	12.545
	GROOT	Daphne	NED, Triffis	2006		
8.	ENGEL	Emy	NED, Sparta Ermelo	2005	<u>43.270</u>	43.270
	DE ROOK	Fleur	NED, Sparta Ermelo	2005		

## C19 Seniors 17+ Men

## Judges:

CJP	Joao	Margues	POR	FIG 2
E1	Saskia	van Dijk	NED	FIG 1
E2	Alexej	Kessler	GER	FIG 3
E3	Carole	Bourgit	FRA	FIG 4
E4	Sanne	Schut	NED	FIG 3
E5				
E6				
D1	Joeri	Dejonghe	BEL	FIG 1
D2	Joerg	Hohenstein	GER	FIG 3
ACJP	Marlies	Kok	NED	
SJ				

## Finals Startlist & Results (not detailed results)



Dutch Trampoline Open 2022 *Event subtitle*  
Synchronised trampoline – C19 17+ Senior Men – Final – [Results](#)

[Qualification](#) · Final

### Group 1

1.	BILLIET	Darwin	 BEL, Lenig+Vlug	2003	<a href="#">9.860</a>	9.860
	GEENS	Joris	 BEL, Lenig+Vlug	1991		
2.	ABRAHAMS	Milco	 NED, Turnoss	2001	<a href="#">28.550</a>	28.550
	SWINKELS	Luuk	 NED, FlikFlak	2001		
3.	VANDENBERGE	Florian	 BEL, Lenig+Vlug	2002	<a href="#">50.595</a>	50.595
	DEBACKER	Simon	 BEL, Lenig+Vlug	1993		
4.	PFLEIDERER	Matthias	 GER, Stuttgart	1995	<a href="#">5.675</a>	5.675
	VOGEL	Fabian	 GER, Bad Kreuznach	1995		
5.	GESSWEIN	Tim-Oliver	 GER, Stuttgart	1996	<a href="#">49.150</a>	49.150
	SCHULDT	Matthias	 GER, Hessischer Turnverband	2000		
6.	MOL	Jordy	 NED, Triffis	2001	<a href="#">44.955</a>	44.955
	TEILLERS	Roel	 NED, Triffis	1998		

## C20 Seniors 17+ Women

## Judges:

CJP	Saskia	van der Goeten	NED	FIG 3
E1	William	de Gans	NED	FIG 4
E2	Claudius	Meyer	GER	FIG 3
E3	Ans	Morren	NED	FIG 4
E4	Stephanie	Bode	GER	FIG 4
E5				
E6				
D1	Stijn	Avau	BEL	FIG 3
D2	Emre	Sörman	NED	FIG 4
ACJP	Marloes	Craig	NED	FIG 4
SJ				

## Qualification Startlist & Results (not detailed results)



Dutch Trampoline Open 2022 *Event subtitle*

Synchronised trampoline – C20 17+ Senior Women – Final – Results

### Qualification · Final

#### Group 1

1.	KUIJPER	Ashley		NED, Zoetermeer	1995	<u>41.780</u>	82.185
	BOLLEBOOM	Susan		NED, Zoetermeer	1994		
2.	BOGAARDS	Jessica		NED, Heerenveen	2003	<u>32.930</u>	67.740
	PRAK	Denise		NED, Heerenveen	1999		
3.	VAN BEEK	Sophie		NED, Triffis	2000	<u>40.555</u>	79.670
	DE VOS	Maura		NED, Triffis	2002		

## Medalists 2022

## 2022 medalists IND



Dutch Trampoline Open 2022 *Event subtitle*  
Competitions (286 participants) ·

Individual trampoline · [Synchronised trampoline](#)

### C01 11-12 y Boys

#### Qualification

2 groups

✔ 30/30 routines finished

[Results](#) / [Team results](#)

#### Final

One group

✔ 8/8 routines finished

[Results](#)

1 HARES

46.960

2 DE VRIES

46.230

3 ALLMAN

44.280

### C02 11-12 y Girls

#### Qualification

2 groups

✔ 40/40 routines finished

[Results](#) / [Team results](#)

#### Final

One group

✔ 8/8 routines finished

[Results](#)

1 EECKHOUT

46.165

2 HEYWOOD

43.745

3 CROKER

43.600

### C03 13-14 y Boys

#### Qualification

One group

✔ 26/26 routines finished

[Results](#) / [Team results](#)

#### Final

One group

✔ 8/8 routines finished

[Results](#)

1 PATTIPEILO...

48.230

2 FUCHS

47.500

3 KERN

45.330

### C04 13-14 Y Girls

#### Qualification

4 groups

✔ 76/76 routines finished

[Results](#) / [Team results](#)

#### Final

One group

✔ 8/8 routines finished

[Results](#)

1 WIJKSTRA

50.410

2 VOLSKA

48.360

3 MELNICHUK

48.050

### C05 15-16 y Boys

#### Qualification

4 groups

✔ 72/72 routines finished

[Results](#) / [Team results](#)

#### Final

One group

✔ 8/8 routines finished

[Results](#)

1 MIRZAYEV

51.985

2 BROCHARD

51.935

3 WOLFRUM

51.560

### C06 15-16 y Girls

#### Qualification

4 groups

✔ 94/94 routines finished

[Results](#) / [Team results](#)

#### Final

One group

✔ 8/8 routines finished

[Results](#)

1 MÖLLER

51.825

2 EISLÖFFEL

50.535

3 LE JEUNE

48.760

### C07 17-21 y Boys

#### Qualification

3 groups

✔ 52/52 routines finished

[Results](#) / [Team results](#)

#### Final

One group

✔ 8/8 routines finished

[Results](#)

1 FONTANILL...

56.420

2 VAN TILBORG

51.120

3 KUSDEMIR

50.320

### C08 17-21 y Girls

#### Qualification

3 groups

✔ 64/64 routines finished

[Results](#) / [Team results](#)

#### Final

One group

✔ 8/8 routines finished

[Results](#)

1 SCHNEIDER

48.965

2 LANGNER

48.180

3 HRUDOVÁ

48.070

### C09 17+ Senior Men

#### Qualification

3 groups

✔ 48/48 routines finished

[Results](#) / [Team results](#)

#### Final

One group

✔ 9/9 routines finished

[Results](#)

1 VOGEL

58.550

2 VILARASAU ...

57.990

3 VEGA RUIZ

57.970

### C10 17+ Senior Women

#### Qualification

2 groups

✔ 34/34 routines finished

[Results](#) / [Team results](#)

#### Final

One group

✔ 8/8 routines finished

[Results](#)

1 SCHURING

52.545

2 MAHSUDOVA

52.530

3 SLATTERY

52.470

## 2022 medalists SYN



Dutch Trampoline Open 2022 *Event subtitle*  
Competitions (286 participants) ·

[Individual trampoline](#) · Synchronised trampoline

### C11 11-12 y Boys

#### Qualification

One group

✔ 4/4 routines finished

[Results](#)

#### Final

One group

✔ 2/2 routines finished

[Results](#)

1 LEITNER  
 LEITNER  
116.215

2 MAALDERINK  
 VAN HELVOI...

96.790

### C12 11-12 y Girls

#### Qualification

One group

✔ 6/6 routines finished

[Results](#)

#### Final

One group

✔ 3/3 routines finished

[Results](#)

1 SYRYN  
 VANHOOREN  
105.685

2 DEJAEGHER  
 VANDERBECK  
104.715

3 HINRICHS  
 JONKER  
76.670

### C13 13-14 y Boys

#### Qualification

One group

✔ 2/2 routines finished

[Results](#)

#### Final

One group

✔ 1/1 routines finished

[Results](#)

1 WINK  
 DE VRIES  
116.180

### C14 13-14 y Girls

#### Qualification

One group

✔ 14/14 routines finished

[Results](#)

#### Final

One group

✔ 5/5 routines finished

[Results](#)

1 MELNICHUK  
 BACHMANN  
119.500

2 HIRSCH  
 VOLSKA  
109.950

3 KÖSSLER  
 GIROD  
107.630

### C15 15-16 y Boys

#### Qualification

One group

✔ 24/24 routines finished

[Results](#)

#### Final

One group

✔ 8/8 routines finished

[Results](#)

1 REGULUS  
 COSKUN  
46.225

2 MAHSUDOV  
 MIRZAYEV  
45.940

3 DEEBEN  
 MAALDERINK  
43.390

### C16 15-16 y Girls

#### Qualification

2 groups

✔ 26/26 routines finished

[Results](#)

#### Final

One group

✔ 8/8 routines finished

[Results](#)

1 MÖLLER  
 EISLÖFFEL  
45.490

2 ULJEE  
 WIJKSTRA  
44.815

3 VAN DE ZA...  
 KIEBOOM  
40.440

### C17 17-21 y Boys

#### Qualification

One group

✔ 12/12 routines finished

[Results](#)

#### Final

One group

✔ 4/4 routines finished

[Results](#)

1 FEYH  
 RISCH  
94.295

2 VELDUIZEN  
 VAN TILBORG  
88.405

3 DEL SER  
 TORIBIO  
68.610

### C18 17-21 y Girls

#### Qualification

2 groups

✔ 30/30 routines finished

[Results](#)

#### Final

One group

✔ 8/8 routines finished

[Results](#)

1 RONSIEK-NI...  
 LANGNER  
44.795

2 SCHNEIDER  
 SNIKERE  
44.165

3 SANZ  
 SANZ  
43.495

### C19 17+ Senior Men

#### Qualification

One group

✔ 16/16 routines finished

[Results](#)

#### Final

One group

✔ 6/6 routines finished

[Results](#)

1 VANDENBE...  
 DEBACKER  
50.595

2 GESSWEIN  
 SCHULDIT  
49.150

3 MOL  
 TEILLERS  
44.955

### C20 17+ Senior Women

#### Qualification

One group

✔ 8/8 routines finished

[Results](#)

#### Final

One group

✔ 3/3 routines finished

[Results](#)

1 KUIJPER  
 BOLLEBOOM  
82.185

2 VAN BEEK  
 DE VOS  
79.670

3 BOGAARDS  
 PRAK  
67.740

## 2022 Team finalists

### Age group teams

CJP	Saskia	van der Goeten	NED	FIG 3
E1	William	de Gans	NED	FIG 4
E2	Claudius	Meyer	GER	FIG 3
E3	Ans	Morren	NED	FIG 4
E4	Stephanie	Bucher	GER	FIG 4
E5				
E6				
D1	Stijn	Avau	BEL	FIG 3
D2	Marloes	Craig	NED	FIG 4
ACJP	Emre	Sörman	NED	FIG 4
SJ				



Dutch Trampoline Open 2022 *Event subtitle*

[Individual trampoline](#) – C30 Age Group Team – [Team final](#) – [Results / Analysis](#) <sup>β</sup> / [Team results / Detailed](#)

[Qualification](#) – [Team final](#)

Home


Team Score

						S1	S2	S3	S4	S5	S6	S7	S8	S9	S10	L	E	D	HD	ToF	Total	Score		
1.	T8	15(5)	FRA, France	COSKUN	Mervan	2006	4	4	5	1	4	4	5	5	4	6	2	15.6	13.1	9.20	16.250	-0.2→53.950	53.950	
1.	T8	15(5)	FRA, France	BROCHARD	Rémi	2006	4	2	4	6	5	4	6	4	4	7	2	15.2	11.9	9.30	15.830		52.230	52.230
1.	T8	15(5)	FRA, France	REGULUS	Alexis	2007	4	3	6	4	4	2	5	6	4	6	5	15.1	13.0	9.00	15.795	-0.4→52.495	52.495	
2.	T39	9(4)	NED, Triffis	WIJSTRA	Thalissa	2008	6	6	6	3	6	4	4	4	5	4	0	15.2	12.1	9.20	13.620		50.120	50.120
2.	T39	9(2)	NED, Triffis	ULJEE	Lina Joy	2007	6	4	6	4	6	5	6	4	4	8	4	14.3	10.4	9.40	13.790		47.890	47.890
2.	T39	9(3)	NED, Triffis	BRINK	Wessel	2006	6	6	8	5	8	7	6	6	6	9	0	13.3	8.1	9.00	13.595		43.995	43.995
3.	T27	8(3)	GER, NTB	RAMACHER	Marrit	2006	4	2	6	3	4	2	6	5	5	6	0	15.7	9.7	9.40	14.565		49.365	49.365
3.	T27	8(3)	GER, NTB	VOLSKA	Nicola	2008	4	2	6	4	4	4	4	4	6	5	2	15.5	9.7	9.20	13.945		48.345	48.345
3.	T27	8(2)	GER, NTB	RONSIK-NIEDERBRÖKER	Hannah	2006	2	4	8	6	8	6	6	4				11.6	6.2	6.80	11.600		36.200	36.200
4.	T25	7(2)	GER, Bad Kreuznach	GÖTZL	Nele	2009	8	4	5	7	6	6	8	7	6	8	3	13.2	5.6	8.80	13.380		40.980	40.980
4.	T25	7(1)	GER, Bad Kreuznach	LINDENTHAL	Lara	2008	4	6	4	8	4	6	6	4	5	4	2	14.7	8.6	9.20	13.720		46.220	46.220
4.	T25	7(4)	GER, Bad Kreuznach	EISLÖFFEL	Aurelia	2006	0	4	2	3	2	0	4	4	3	4	2	17.2	7.8	9.60	15.225		49.825	49.825
5.	T7	6(1)	FRA, France	WOEHL	Pénélope	2006	5	2	6	4	6	5						9.2	6.3	5.30	8.700		29.500	29.500
5.	T7	6(4)	FRA, France	LE JEUNE	Emma	2006	4	3	6	6	6	7	6	4	3	6	2	14.7	11.2	9.10	13.920		48.920	48.920
5.	T7	6(1)	FRA, France	HESSE	Juline	2008	4	2	6	2	6	4						9.6	6.3	5.20	8.745		29.845	29.845

















## Senior teams

CJP	Joao	Margues	POR	FIG 2
E1	Saskia	van Dijk	NED	FIG 1
E2	Alexej	Kessler	GER	FIG 3
E3	Carole	Bougit	FRA	FIG 4
E4	Sanne	Schut	NED	FIG 3
E5				
E6				
D1	Joeri	deJonge	BEL	FIG 1
D2	Joerg	Hohenstein	GER	FIG 3
ACJP	Marlies	Kok	NED	
SJ				

 Dutch Trampoline Open 2022 *Event subtitle*  
[Individual trampoline](#) - C31 Senior Team - [Team final](#) - [Results / Analysis](#) <sup>B</sup> / [Team results](#) / [Detailed](#)

[Qualification](#) · [Team final](#)

Team Score				S1	S2	S3	S4	S5	S6	S7	S8	S9	S10	L	E	D	HD	ToF	Total	Score			
1.	T53	14(4)	 ESP, Acrobática Valladolid	SANZ	Erica	2003	6	6	4	4	7	6	8	8	8	7	2	13.4	12.2	9.10	14.390	49.090	49.090
1.	T53	14(5)	 ESP, Acrobática Valladolid	TORIBIO	Nicolas	2005	4	4	6	4	6	5	7	6	4	6	2	14.6	14.6	8.60	15.630	53.430	53.430
1.	T53	14(5)	 ESP, Acrobática Valladolid	FRANCO	David	2002	4	6	7	6	4	3	4	7	7	6	2	14.4	15.0	9.40	15.800	54.600	54.600
2.	T73	10(3)	 ESP, Acrobática Valladolid	TUÑON	Sara	2005	9	7	8	7	8	8	6	4	5	6	5	12.7	9.8	9.00	13.350	44.850	44.850
2.	T73	10(3)	 ESP, Acrobática Valladolid	CRESCO	Marcos	2004	6	6	6	4	6	4	5	6	6	6	4	14.1	13.1	9.20	14.220	50.620	50.620
2.	T73	10(4)	 ESP, Acrobática Valladolid	TORIBIO	Alejandro	2005	6	6	7	6	6	3	6	5	4	8	1	14.2	13.4	8.90	15.020	51.520	51.520
3.	T58	9(5)	 NED, KDO Apeldoorn	VAN TILBORG	Ralph	2004	6	8	7	4	7	6	7	5	6	6	2	13.6	14.0	9.40	15.510	52.510	52.510
3.	T58	9(2)	 NED, KDO Apeldoorn	VELDHUIZEN	Rick	2001	7	6	8	4	6	6	6	8	6	6	2	13.5	11.4	9.00	15.690	49.590	49.590
3.	T58	9(2)	 NED, KDO Apeldoorn	IGNATIUS	Tess	2004	6	9	6	4							5.5	4.2	3.40	6.010	19.110	19.110	
4.	T67	6(2)	 CZE, Liberec	HRUDOVA	Aneta	2005	6	2	7	6	6	10					8.3	6.8	5.30	8.170	28.570	28.570	
4.	T67	6(1)	 CZE, Liberec	POVYSIL	Radek	2004	6										1.4	1.5	1.00	1.550	5.450	5.450	
4.	T67	6(3)	 CZE, Liberec	VETCHET	Pavel	2002	4	4	6	7	6	4	6	8	6		12.9	12.4	8.30	14.690	48.290	48.290	
5.	T70	6(1)	 NED, Triffis	TEILLERS	Roel	1998	4										1.6	1.5	1.00	1.680	5.780	5.780	
5.	T70	6(4)	 NED, Triffis	MOL	Jordy	2001	6	6	6	4	5	5	6	4	4	8	3	14.3	12.9	8.90	15.560	51.660	51.660
5.	T70	6(1)	 NED, Triffis	SLATTERY	Niamh	1999	4										1.6	1.7	0.90	1.650	5.850	5.850	

## Link to the 2022 scores online

[2022 scores Online](#)

# 2022 IND Qualification Results

## C01 11-12 Boys



Dutch Trampoline Open 2022 *Event subtitle*

[Individual trampoline](#) – C01 11-12 y Boys – [Qualification](#) – [Results](#) / [Analysis <sup>β</sup>](#) / [Team results](#) / [Detailed](#)

Qualification · [Final](#)

					S1	S2	S3	S4	S5	S6	S7	S8	S9	S10	L	E	D	HD	ToF	Total	Score
1.	DE VRIES	Brent	NED, Heerenveen	2010	4	5	4	5	3	4	4	4	4	8	0	15.5		9.20	14.430	39.130	85.330
					6	6	6	3	4	4	6	4	5	8	0	14.8	8.4	9.60	13.400	46.200	
2.	LEITNER	Michael	GER, TG Münster	2010	5	4	4	4	4	3	6	4	4	6	0	15.6		9.70	13.345	38.645	82.960
					6	8	8	7	5	4	5	5	6	8	0	13.8	8.0	9.70	12.815	44.315	
3.	HARES	Elliott	GBR, Leeds	2010	5	6	4	4	5	7	4	4	6	7	0	14.8		9.80	13.175	37.775	82.680
					7	7	7	4	5	4	6	4	6	8	1	14.1	8.1	9.50	13.205	44.905	
4.	ADEM	Thomas	BEL, Gymmax	2010	3	4	2	2	4	4	2	4	4	6	0	16.5		9.50	12.810	38.810	80.895
					6	8	8	6	10	6	6	4	6	6	4	13.0	7.8	8.80	12.485	42.085	
5.	RIEKSEN	Twan	NED, Sparta Ermelo	2010	4	4	5	5	3	6	6	7	4	6	4	14.6		9.60	13.660	37.860	79.510
					6	4	8	8	10	10	9	6	6	10	4	11.9	7.8	9.10	12.850	41.650	
6.	ALLMAN	Ryley	GBR, Leeds	2011	5	4	2	6	6	6	4	4	6	7	3	14.7	-2.0	9.00	12.805	34.505	78.070
					6	7	8	5	6	4	5	4	6	8	2	13.9	8.1	9.40	12.165	43.565	
7.	LEITNER	Tobias	GER, TG Münster	2010	5	4	4	6	5	4	6	7	6	6	1	14.6		9.20	12.920	36.720	77.890
					9	8	8	6	6	6	8	6	6	8	2	12.7	6.7	9.20	12.570	41.170	
8.	NOTHOF	Philipp	GER, Bad Kreuznach	2010	4	4	4	6	4	4	7	6	6	8	0	14.7		9.00	12.370	36.070	77.380
					7	3	6	6	4	4	8	6	4	8	2	14.2	5.7	9.10	12.310	41.310	
9.	KARU	Rafael	EST, Biomechanics	2010	6	6	8	8	7	7	6	8	6	8	1	12.9		9.30	11.755	33.955	74.600
					8	8	8	7	8	8	8	8	10	10	4	11.3	8.1	9.50	11.745	40.645	
10.	VAN HELVOIRT	Yuri	NED, FlikFlak	2011	6	5	4	6	6	6	8	7	6	8	2	13.6		9.40	12.135	35.135	73.135
					8	8	8	7	8	8	6	8	10	8	20	10.1	6.3	9.10	12.500	38.000	
11.	MAALDERINK	Aron	NED, FlikFlak	2010	4	4	4	5	6	4	8	8	6			13.1		8.60	10.925	32.625	71.235
					8	6	9	7	8	8	6	8	8	9	5	11.8	5.6	9.20	12.010	38.610	
12.	LERMINIAUX	Lowie	BEL, KSGT	2010	4	5	8	7	7	6	6	9	8	10	0	13.0	-2.0	9.30	11.570	31.870	70.720
					4	6	8	9	8	8	8	8	9	8	4	12.0	6.0	9.40	11.450	38.850	
13.	WESTBROEK	Mik	NED, FlikFlak	2010	8	8	8	8	10	8	10	9	10	10	1	11.0		9.20	10.215	30.415	69.250
					6	6	6	6	7	7	6	8	7	9	1	13.1	4.5	9.80	11.435	38.835	
14.	ARIAS CRUZ	Gabriel	ESP, Acrobática Valladolid	2010	6	6	4	8	6	4	6	5	4	6	0	14.5		9.70	13.260	37.460	64.790
					6	6	6	4	8	8						8.2	6.2	5.40	7.530	27.330	
15.	SCHÖNAUER	Linus	GER, Hessischer Turnverband	2011	4	6	3	4	5	4	6	4	4	6	0	15.4		9.70	12.400	37.500	42.040
					8											1.2	1.0	1.00	1.340	4.540	

## C02 11-12 Girls



Dutch Trampoline Open 2022 *Event subtitle*

Individual trampoline – C02 11-12 y Girls – [Qualification](#) – Results / [Analysis <sup>β</sup>](#) / [Team results](#) / [Detailed](#)

Qualification · [Final](#)

					S1	S2	S3	S4	S5	S6	S7	S8	S9	S10	L	E	D	HD	ToF	Total	Score
1.	SPERLING	Lara	GER, Bad Kreuznach	2010	3	4	2	5	6	6	8	4	5	6	0	15.1		9.60	13.235	37.935	81.450
					6	2	6	4	3	6	3	4	4	6	0	15.6	5.7	9.20	13.015	43.515	
2.	HEYWOOD	Grace	GBR, Leeds	2010	2	4	3	4	4	6	4	6	6	6	1	15.4		9.70	12.905	38.005	80.610
					7	6	8	6	6	6	8	6	8	8	3	12.8	7.6	9.50	12.705	42.605	
3.	SWEENEY	Amelia	GBR, Leeds	2011	3	4	2	3	4	4	4	4	4	6	2	16.0		9.70	12.925	38.625	80.570
					6	8	8	6	7	6	6	6	6	8	4	12.9	8.2	8.90	11.945	41.945	
4.	EECKHOUT	Nette	BEL, Gymmax	2010	6	6	4	4	6	6	3	5	6	8	3	14.3		9.50	12.150	35.950	80.150
					6	6	6	4	4	6	7	7	6	8	2	13.8	8.3	9.40	12.700	44.200	
5.	SIMON	Sophie	GER, Hessischer Turnverband	2010	4	4	2	4	6	7	3	6	4	8	0	15.2		9.30	12.495	36.995	79.145
					8	1	4	4	7	4	6	5	4	6	2	14.9	5.4	9.30	12.550	42.150	
6.	VERNON	Harriet	GBR, Leeds	2010	2	4	2	4	6	8	5	4	4	7	0	15.4		9.20	12.815	37.415	79.075
					6	8	8	8	7	8	8	7	8	8	2	12.2	7.6	9.30	12.560	41.660	
7.	CROKER	Lucy	GBR, Ultima Trampoline Club	2011	3	6	2	5	7	8	6	6	6	7	0	14.4		9.50	12.810	36.710	78.430
					8	8	8	6	8	7	8	7	8	10	2	12.0	8.2	9.50	12.020	41.720	
8.	DAVIES	Lily	GBR, Leeds	2011	4	5	3	6	8	8	4	5	6	9	2	14.0		9.80	12.300	36.100	77.620
					6	4	8	8	6	8	7	8	8	8	4	12.7	7.6	9.70	11.520	41.520	
9.	SIEBERT	Maya	GER, Bad Kreuznach	2010	4	6	5	7	5	6	4	4	4	6	0	14.9	-2.0	8.90	12.945	34.745	76.165
					3	5	6	6	5	6	4	4	6	8	2	14.5	4.8	9.30	12.820	41.420	
10.	GRAESER	Lara	GER, Hessischer Turnverband	2010	4	6	3	6	7	8	4	8	6	10	1	13.7		9.30	11.820	34.820	75.955
					4	3	4	6	8	4	6	5	6	8	0	14.6	4.9	9.30	12.335	41.135	
11.	VANDERBECK	Justine	BEL, Rust Roest	2010	4	5	4	5	5	6	7	6	6	7	0	14.5		9.60	11.415	35.515	75.510
					3	4	5	4	6	6	8	6	8	8	2	14.0	6.0	9.00	10.995	39.995	
12.	MESTDAGH	Laure	BEL, Rust Roest	2011	5	6	4	6	6	4	6	6	5	4	0	14.8		9.90	11.240	35.940	74.870
					6	8	4	6	6	4	7	8	6	8	1	13.6	4.9	9.60	10.830	38.930	
13.	DEJAEGHER	Ella	BEL, Rust Roest	2010	8	5	6	7	8	8	7	6	7	10	4	12.4		9.30	10.865	32.565	71.825
					6	6	8	4	6	6	9	8	9	8	4	12.6	6.0	8.90	11.760	39.260	
14.	SYRYN	Anna	BEL, Rust Roest	2010	5	5	4	6	5	6	6	6	4	7	3	14.3		9.50	10.105	33.905	70.970
					6	6	6	6	5	4	7	6	7		12.7	5.8	8.30	10.265	37.065		
15.	KOLKHUIS	Fabienne	NED, FlikFlak	2010	5	6	6	6	5	8	6	6	6	10	2	13.4		8.80	11.040	33.240	70.580
					5	6	5	6	8	8	7	8	8	8	20	11.1	5.6	9.20	11.440	37.340	
16.	HINRICHS	Lobke	NED, KDO Apeldoorn	2010	6	8	8	8	8	6	6	10	6	10	3	12.1		9.50	11.625	33.225	70.525
					8	6	8	8	10	10	6	5	7	10	0	12.2	4.7	8.80	11.600	37.300	
17.	AYAZ	Fiënnä	NED, Zoetermeer	2011	5	8	6	9	8	8	8	6	6			11.6		8.80	10.695	31.095	69.885
					8	8	7	8	7	7	6	10	8	8	6	11.7	5.6	9.70	11.790	38.790	
18.	JONKER	Cera	NED, KDO Apeldoorn	2011	6	8	7	8	6	6	8	10	6	10	20	10.5		9.20	10.845	30.545	68.275
					8	7	7	9	8	8	6	6	8	9	0	12.4	4.7	9.30	11.330	37.730	
19.	POSTIGLIONE	Eunike	GER, Hessischer Turnverband	2010	4	4	2	4	4	6	3	2	3	6	0	16.2		9.40	13.025	38.625	56.185
					6	4	8	6							5.6	3.5	3.40	5.060	17.560		
20.	VANHOOREN	Gaëlle	BEL, Rust Roest	2010	6	6	5	4	6	8	8	8	6	6	2	13.5		9.80	10.590	33.890	49.090
					7	7	7	10							4.9	2.3	3.60	4.400	15.200		

## C03 13-14 Boys



Dutch Trampoline Open 2022 *Event subtitle*

Individual trampoline – C03 13-14 y Boys – [Qualification](#) – [Results](#) / [Analysis](#) <sup>β</sup> / [Team results](#) / [Detailed](#)

Qualification · [Final](#)

					S1	S2	S3	S4	S5	S6	S7	S8	S9	S10	L	E	D	HD	ToF	Total	Score
1.	PÉREZ ALONSO	Francisco Javier	ESP, Acrobática Valladolid	2008	5	4	4	4	6	4	6	5	6	5	2	14.9		9.70	14.380	38.980	85.495
					6	4	6	8	6	8	6	6	5	7	2	13.6	10.0	9.40	13.515	46.515	
2.	KERN	Pascal	GER, Hessischer Turnverband	2008	4	5	4	8	4	4	5	4	5	6	2	14.9		9.00	13.965	37.865	83.650
					4	4	6	5	5	6	8	4	6	6	2	14.4	8.3	9.70	13.385	45.785	
3.	PATTIPEILOHY	Jesper	NED, KDO Apeldoorn	2008	2	4	2	4	4	6	5	5	4	6	4	15.4		9.20	15.275	39.875	82.890
					8	4	8	8	10	9	10	10	8	10	6	10.9	8.5	9.10	14.515	43.015	
4.	WINK	Mees	NED, Heerenveen	2008	6	4	4	4	6	6	6	2	4	4	2	15.2		9.10	13.480	37.780	81.990
					4	8	8	8	5	6	8	4	6	8	4	13.1	9.1	9.20	12.810	44.210	
5.	FUCHS	Moritz	GER, Bayerischer Turnverband	2009	2	4	3	4	5	3	4	4	6			14.5		8.90	12.575	35.975	81.410
					6	6	6	8	6	4	6	6	7	7	4	13.4	8.8	9.60	13.635	45.435	
6.	ARONICA	Luan	GER, Hessischer Turnverband	2009	5	4	6	5	6	2	5	5	5	6	4	14.7		9.70	12.635	37.035	79.875
					6	4	6	6	6	6	6	6	8	8	1	13.7	7.8	9.40	11.940	42.840	
7.	TWAN	Rotgans	NED, GymXL Amersfoort	2008	5	6	6	8	6	8	6	8	9	7	6	12.5		9.60	12.565	34.665	76.860
					8	6	9	6	6	8	8	8	8	8	5	12.0	7.6	9.50	13.095	42.195	
8.	VOLLAARD	Jeroen	NED, TV IJmuiden	2008	4	4	6	7	8	9	8	8	9	10	6	12.1	-2.0	9.20	12.920	32.220	71.720
					8	8	8	9	10	8	10	8	8	8	4	11.1	6.5	9.50	12.400	39.500	
9.	VOGEL	Camiel	NED, Heerenveen	2008	5	7	7	7	4	5	7	8	9	10	10	12.1	-4.0	9.90	11.820	29.820	69.340
					6	6	9	4	6	8	7	7	4	8	1	13.4	5.0	9.50	11.620	39.520	
10.	HIERNARD	Adrien	FRA, France	2008	4	2	2	4	4	6	5	5	4	6	2	15.6		9.20	14.805	39.605	67.455
					7	8	6	4	8	9						7.8	6.7	5.00	8.350	27.850	
11.	SCHRIER	Levi	NED, Forza Gymnastica	2008	7	5	6	8	8	7	6	8				10.5		7.20	9.990	27.690	66.865
					9	8	9	6	7	6	7	8	9	10	20	10.1	7.0	9.20	12.875	39.175	
12.	SCHEIBLER	Jannick	GER, TB Ruit	2009	4	5	5	8	7							7.1		4.60	6.480	18.180	59.565
					3	4	6	7	4	6	8	8	9	8	1	13.6	5.7	9.40	12.685	41.385	
13.	BREZANCIC	Ivan	SRB, Beograd	2008	8	8										2.4		1.80	2.495	6.695	33.610
					8	10	9	8	10	10	10					7.5	4.7	6.50	8.215	26.915	

## C04 13-14 Girls



Dutch Trampoline Open 2022 *Event subtitle*

[Individual trampoline](#) – C04 13-14 Y Girls – [Qualification](#) – [Results / Analysis](#) <sup>B</sup> / [Team results](#) / [Detailed](#)

Qualification · [Final](#)

				S1	S2	S3	S4	S5	S6	S7	S8	S9	S10	L	E	D	HD	ToF	Total	Score		
1.	WIJKSTRA	Thalissa	NED, Trifffs	2008	0	2	2	4	3	1	2	0	1	2	0	18.3		9.10	14.915	42.315	93.730	
					5	4	4	2	6	4	4	3	4	4	0	16.0	12.1	9.40	13.915	51.415		
2.	HESSE	Juline	FRA, France	2008	2	2	1	2	2	2	4	4	2	2	2	17.5		9.60	14.770	41.870	90.060	
					5	4	6	5	4	6	4	2	5	4	0	15.5	9.7	9.30	13.690	48.190		
3.	VOLSKA	Nicola	GER, NTB	2008	4	2	2	2	4	3	4	2	3	4	1	16.9		9.90	14.505	41.305	89.810	
					4	4	5	2	5	6	4	4	4	5	0	15.7	9.7	9.10	14.005	48.505		
4.	MELNICHUK	Alexandra	GER, NTB	2009	2	2	1	2	4	3	4	4	4	4	1	16.9		9.70	14.765	41.365	88.860	
					5	2	6	7	4	5	4	5	4	5	3	15.0	9.1	9.40	13.995	47.495		
5.	HOMPS	Anna	FRA, France	2009	2	1	4	4	4	3	4	2	4	6	1	16.5		9.40	14.630	40.530	88.230	
					4	5	4	2	4	4	3	2	3	6	5	15.8	8.2	9.20	14.500	47.700		
6.	LINDENTHAL	Lara	GER, Bad Kreuznach	2008	3	0	2	4	2	4	4	2	2	3	0	17.4		9.60	13.795	40.795	87.815	
					4	5	4	6	4	5	4	3	4	4	2	15.5	8.6	9.30	13.620	47.020		
7.	TROTTER	Emily	GBR, Carlisle	2008	4	2	2	4	4	0	3	4	5	7	2	16.3		9.10	14.020	39.420	87.695	
					4	2	4	4	4	4	6	6	6	6	1	15.3	9.4	9.80	13.775	48.275		
8.	HIRSCH	Liska	GER, NTB	2008	1	2	2	2	4	2	4	2	2	2	3	0	17.6		9.50	14.355	41.435	87.395
					6	3	6	7	5	8	8	4	4	5	1	14.3	8.9	9.20	13.560	45.960		
9.	HOHMANN	Thea Xing	GER, Hessischer Turnverband	2009	3	2	1	2	5	4	5	3	4	4	1	16.6		9.30	14.365	40.265	87.165	
					2	4	6	5	4	5	5	6	5	8	3	14.7	8.8	9.40	14.000	46.900		
10.	VAN VIERZEN	Lieke	NED, TV IJmuiden	2009	3	4	2	2	2	4	3	4	4	6	4	16.2		9.50	13.950	39.650	86.930	
					4	7	4	3	3	4	4	4	5	6	0	15.6	8.5	9.40	13.780	47.280		
11.	BACHMANN	Rieke	GER, NTB	2009	4	2	2	4	4	3	4	4	2	4	2	16.5		9.70	13.775	39.975	85.895	
					4	3	6	6	8	6	6	4	4	4	2	14.7	8.4	9.50	13.320	45.920		
12.	KÖSSLER	Alicia	GER, TSV Victoria Clarholz	2008	6	6	4	4	6	8	8	6	6	8	2	13.6		9.40	14.020	37.020	81.810	
					4	2	6	4	6	6	6	6	9	0	14.5	7.1	9.50	13.690	44.790			
13.	MEULEMAN	Makenzie	NED, Heerenveen	2009	4	4	4	2	2	4	5	4	5	9	1	15.6		9.40	12.645	37.645	80.630	
					6	4	5	4	4	6	6	6	4	6	10	13.9	7.8	8.50	12.785	42.985		
14.	VAN DRIEL	Jessie	NED, Turnoss	2009	4	3	2	2	4	4	6	4	6	7	2	15.6		9.60	12.805	38.005	80.540	
					6	7	2	4	4	6	6	5	6	6	4	14.4	5.7	9.60	12.835	42.535		
15.	MATERNE	Jana	BEL, Gymmax	2009	3	4	3	2	6	5	6	4	6	6	2	15.3		9.60	13.165	38.065	80.385	
					6	4	6	8	8	7	8	6	6	6	2	13.3	6.5	9.70	12.820	42.320		
16.	VAN BOXTEL	Roseanne	NED, FlükFlak	2008	6	5	5	5	4	6	8	3	4	6	0	14.8		9.30	12.665	36.765	80.340	
					6	6	6	6	6	5	8	4	8	8	2	13.5	8.1	9.20	12.775	43.575		
17.	HAZELOF	Chemène	NED, Sparta Ermelo	2009	6	4	6	6	6	4	6	4	6	4	4	14.4		9.00	13.175	36.575	79.210	
					6	4	6	6	6	5	8	8	6	8	20	11.7	8.4	9.50	13.035	42.635		
18.	SKŘIVÁNKOVÁ	Anna	CZE, Liberec	2008	6	4	6	8	6	4	6	4	6	6	2	14.2		9.20	13.000	36.400	79.050	
					8	6	6	6	10	8	5	8	7	7	4	12.5	8.0	9.10	13.050	42.650		
19.	ROOSEN	Elin	NED, TV IJmuiden	2008	5	5	6	4	7	5	5	5	3	6	0	14.9		9.70	12.280	36.880	78.755	
					5	6	6	5	7	6	5	6	6	7	0	14.1	6.3	9.20	12.275	41.875		
20.	JONKER	Amy	NED, KDO Apeldoorn	2008	6	5	5	5	8	6	8	5	6	6	2	13.8		9.00	13.145	35.945	77.965	
					8	8	8	7	6	7	8	8	8	4	1	12.7	7.3	9.00	13.020	42.020		
21.	GIROD	Liv	GER, TSV Victoria Clarholz	2009	6	6	3	5	5	5	6	6	6	8	4	14.0		9.40	12.680	36.080	77.880	
					6	6	4	5	6	6	8	5	6	8	2	13.8	5.9	9.30	12.800	41.800		
22.	VAN DE POL	Kaya	NED, KDO Apeldoorn	2008	8	6	6	5	6	6	6	5	6	8	0	13.8		9.50	13.185	36.485	77.640	
					9	6	8	6	7	8	6	6	7	9	1	12.7	5.7	9.60	13.155	41.155		
23.	BUITENHUIS	Alysia	NED, RGV	2009	6	6	8	6	5	8	8	4	5	8	1	13.5		9.50	12.125	35.125	77.245	
					5	4	5	6	7	8	4	5	6	8	1	14.1	6.0	9.70	12.320	42.120		
24.	PEDOSON	Arabel	EST, Biomechanics	2009	3	4	5	6	6	7	6	5	6	9	1	14.2		9.30	11.360	34.860	77.100	
					5	6	4	6	6	6	6	7	8	10	0	13.6	7.9	9.50	11.240	42.240		
25.	GÖTZL	Nete	GER, Bad Kreuznach	2009	6	2	4	5	4	6	6	6	6	6	2	14.7	-2.0	9.40	12.765	34.865	76.615	
					7	3	4	4	6	6	8	6	6	8	2	14.0	5.6	9.50	12.650	41.750		
26.	ESSCHENDAL	Anoek	NED, TV Activ	2008	8	4	7	6	6	6	6	8	6	6	2	13.5		9.50	12.015	35.015	76.520	
					8	3	6	6	6	5	6	8	6	6	0	14.0	5.6	9.60	12.305	41.505		
27.	DOEVEN	Elin	NED, Zoetermeer	2009	4	7	6	5	7	6	8	5	8	8	1	13.5		9.40	12.090	34.990	76.365	
					6	4	4	6	8	6	6	6	6	7	1	14.0	5.3	9.60	12.475	41.375		
28.	BUITENHUIS	Larissa	NED, RGV	2009	4	5	7	8	6	9	6	6	2	5	4	13.8		8.90	11.650	34.350	76.000	
					4	4	6	2	4	4	2	4	4	6	2	15.8	4.9	9.00	11.950	41.650		
29.	VERDONK	Lieke	NED, FlükFlak	2009	6	6	6	6	6	4	4	6	5	8	4	13.9		9.40	11.815	35.115	74.750	
					4	4	6	7	5	4	4	8	5	9	20	12.4	5.7	9.50	12.035	39.635		
30.	SAILLY	Aely	FRA, France	2008	3	2	2	4	3	3	2	6	2	4	0	16.9		9.50	13.720	40.120	72.975	
					6	4	4	6	4	4	6				10.6	6.4	6.30	9.555	32.855			
31.	POL	Maaïke	NED, KDO Apeldoorn	2008	4	6	6	6	7	7	7	6	6	10	1	13.4	-2.0	9.60	11.730	32.730	72.865	
					4	6	6	6	6	7	8	4	7	10	1	13.5	5.2	9.70	11.735	40.135		
32.	STEINBRENNER	Greta	GER, Hessischer Turnverband	2009	1	1	0	3	4	4	4	2	2	3	1	17.5		9.50	13.915	40.915	70.225	
					0	2	4	6	4	4					10.0	5.1	5.80	8.410	29.310			
33.	SIEGEL	Carla	GER, Hessischer Turnverband	2009	3	4	4	7	6	6	6	6	8		13.0		8.30	11.860	33.160	68.080		
					4	5	6	7														

# C05 15-16 Boys



Dutch Trampoline Open 2022 *Event subtitle*

Individual trampoline – C05 15-16 y Boys – [Qualification](#) – [Results / Analysis](#) <sup>β</sup> / [Team results](#) / [Detailed](#)

Qualification · [Final](#)

				S1	S2	S3	S4	S5	S6	S7	S8	S9	S10	L	E	D	HD	ToF	Total	Score	
1.	COSKUN	Mervan	FRA, France	2006	0	2	1	2	2	3	4	2	1	4	2	17.7	9.30	16.910	43.910	98.180	
					4	4	6	2	4	5	5	5	4	4	2	15.5	13.1	9.60	16.070	54.270	
2.	WOLFRUM	Philipp	GER, Bayerischer Turnverband	2007	1	2	0	1	2	0	3	4	2	4	0	18.1	9.80	15.600	43.500	95.220	
					4	6	4	2	4	5	4	5	4	7	0	15.5	12.1	9.50	14.620	51.720	
3.	BROCHARD	Rémi	FRA, France	2006	0	4	2	3	4	4	4	4	2	4	2	16.7	9.40	16.305	42.405	93.905	
					4	6	5	6	4	5	4	4	4	4	2	15.2	11.5	9.10	15.700	51.500	
4.	MIRZAYEV	Nijat	AZE, Azerbaijan Gymnastics Fed	2007	4	2	2	4	3	1	4	3	2	6	2	16.7	9.90	15.555	42.155	93.075	
					4	6	6	4	6	2	5	4	5	6	2	15.0	11.8	9.40	14.720	50.920	
5.	LE GUILLY	Axel	FRA, France	2006	2	4	4	4	4	4	4	4	3	4	0	16.3	9.70	15.585	41.585	91.610	
					6	5	8	4	5	8	10	5	6	6	2	13.5	12.7	9.30	14.525	50.025	
6.	THOMSON	Adrian	GER, TG Münster	2006	4	2	3	2	4	2	3	2	4	4	2	16.8	9.50	15.460	41.760	90.745	
					5	3	4	6	6	6	5	6	4	8	2	14.5	9.9	9.60	14.985	48.985	
7.	HETEŠ	Daniel	CZE, Liberec	2006	4	2	3	4	3	2	5	2	2	5	20	14.8	9.10	15.965	39.865	90.430	
					4	6	6	4	6	5	5	4	4	8	2	14.6	10.7	9.50	15.765	50.565	
8.	DEBLOCK	Lucas	FRA, France	2007	3	2	4	4	4	2	2	2	2	4	0	17.1	9.20	15.065	41.365	89.820	
					6	6	9	5	6	6	6	6	6	8	3	13.3	12.1	9.20	13.855	48.455	
9.	REGULUS	Alexis	FRA, France	2007	1	1	0	2	3	3	2	0	4	3	2	17.9	9.70	16.015	43.615	89.760	
					4	4	4	6	5	8	6	6	6	6	13.1	11.0	8.20	13.845	46.145		
10.	TURUBASSA	Dylan	NED, FlickFlak	2007	0	2	2	2	4	4	2	2	6	4	2	17.0	9.20	14.965	41.165	89.215	
					6	6	7	4	6	7	8	6	6	8	1	13.5	11.5	9.00	14.050	48.050	
11.	GEYSEN	Sam	BEL, WIK Oostende	2007	4	4	2	2	4	4	4	4	4	4	1	16.3	9.40	14.500	40.200	87.460	
					6	6	8	6	6	6	8	6	6	8	1	13.3	10.5	9.30	14.160	47.260	
12.	DEKLERCK	Brent	BEL, WIK Oostende	2006	2	4	4	4	3	3	3	4	6	3	2	16.2	9.70	16.330	42.230	87.290	
					6	6	6	6	9	8	6	8	6	6	11.9	10.6	8.50	14.060	45.060		
13.	STRIESE	Hendrik	GER, NTB	2007	2	4	3	4	4	3	3	4	4	6	2	16.1	9.30	13.940	39.340	86.720	
					4	5	4	3	3	5	4	5	4	6	0	15.7	8.2	9.80	13.680	47.380	
14.	BAUER	Philipp	GER, Cottbus	2007	2	3	1	2	2	2	5	7	4	6	2	16.2	9.00	14.660	39.860	86.000	
					4	4	6	5	4	8	7	5	4	5	0	14.8	8.0	9.10	14.240	46.140	
15.	WESTBROEK	Cas	NED, FlickFlak	2006	3	4	4	2	4	4	6	4	5	5	3	15.6	9.70	14.025	39.325	85.260	
					6	3	8	6	8	7	6	6	8	7	4	13.1	9.7	9.70	13.435	45.935	
16.	WEPER	Tom Leon	GER, NTB	2006	2	4	4	4	5	3	4	3	4	4	2	16.1	9.50	14.850	40.450	85.045	
					6	3	8	8	10	6	6	6	6	8	20	11.3	10.4	9.00	13.895	44.595	
17.	DEEBEN	Xabi	NED, FlickFlak	2006	4	8	4	6	5	6	4	3	4	8	2	14.6	9.70	14.320	38.620	84.170	
					6	6	4	6	6	6	7	6	8	9	3	13.3	8.9	9.10	14.250	45.550	
18.	GOGOLEWSKI	Filip	BEL, KSGT	2006	4	4	3	4	4	4	5	5	6	6	4	15.1	9.20	14.680	38.980	83.415	
					6	8	6	4	5	7	6	8	6	7	3	13.4	7.8	9.00	14.235	44.435	
19.	VILLAFANE	Nuño	ESP, Acrobática Valladolid	2007	7	5	6	5	6	6	7	6	6	6	11.2	7.30	12.055	30.555	81.200		
					6	7	8	6	7	6	7	6	8	8	1	13.0	14.0	8.80	14.845	50.645	
20.	BRINK	Wessel	NED, Trifffs	2006	4	6	6	5	6	6	6	6	6	7	0	14.2	9.50	13.730	37.430	81.000	
					8	8	8	6	6	6	7	6	6	8	3	12.8	8.1	9.30	13.370	43.570	
21.	PATRMAN	Filip	CZE, Liberec	2007	4	2	3	4	2	0	4	4	4	4	0	16.9	9.40	14.695	40.995	79.130	
					8	5	6	5	6	6	4	9	9	11.1	8.2	7.60	11.235	38.135			
22.	DOUSA	Paul	GER, Die Kängurus	2006	4	5	6	5	4	6	6	6	6	6	20	12.6	9.10	13.470	35.170	78.620	
					2	6	4	4	4	4	6	6	7	7	6	14.4	5.7	9.60	13.750	43.450	
23.	BAINDURASHVILI	Giorgi	NED, TV Activ	2007	6	4	6	7	7	7	7	6	5	6	2	13.7	9.50	12.350	35.550	75.610	
					8	7	10	6	8	10	9	6	6	8	0	12.2	6.5	9.60	11.760	40.060	
24.	FEYH	Paolo	GER, Die Kängurus	2007	6	6	6	6	6	6	8	7	6	8	1	13.4	-2.0	8.90	13.050	33.350	75.550
					6	8	8	6	7	6	7	6	7	8	3	12.8	7.4	9.10	12.900	42.200	
25.	BRAAF	Henry	GER, Unterbach	2007	2	2	3	4	4	3	6	4	2	4	2	16.4	9.00	15.315	40.715	74.370	
					8	6	6	3	6	4	6	6	6	6	10.1	7.1	6.50	9.955	33.655		
26.	HALLEUX	Timo	BEL, KSGT	2007	3	5	5	6	6	8	8	7	9	9	12.3	8.30	11.605	32.205	74.310		
					8	6	8	6	8	6	6	6	8	8	2	12.8	6.9	9.30	13.105	42.105	
27.	LEITNER	Leander	GER, TG Münster	2007	5	5	6	6	8	7	8	8	9	8	4	12.6	8.90	12.785	34.285	73.775	
					8	8	8	8	9	8	10	6	8	8	20	9.9	8.3	8.90	12.390	39.490	
28.	MAALDERINK	Maik	NED, FlickFlak	2006	6	4	4	4	6	4	4	6	6	6	12.2	7.00	10.970	30.170	71.265		
					8	7	10	10	10	10	10	9	10	8	4	10.4	9.0	8.80	12.895	41.095	
29.	BORGER	Ruben	NED, Heerenveen	2007	8	6	7	6	7	5	8	4	6	8	5	13.0	9.30	13.130	35.430	66.170	
					8	7	10	10	10	10	10	8	8	8	8.7	5.5	7.30	9.240	30.740		
30.	MIEDEMA	Naut	NED, TV IJmuiden	2007	2	5	4	8	6	7	6	4	8	8	6	13.6	-2.0	9.20	14.725	35.525	66.010
					2	6	4	5	6	6	6	6	6	6	10.5	3.2	6.40	10.385	30.485		
31.	MAHSUDOV	Magsud	AZE, Azerbaijan Gymnastics Fed	2007	0	2	0	2	2	2	2	0	2	4	2	18.2	9.50	16.665	44.365	61.585	
					4	4	5	5	5	5	5	5	5	5	4.7	4.9	2.80	4.820	17.220		
32.	DENOLF	Rien	BEL, WIK Oostende	2007	4	2	2	3	3	3	3	2	3	5	2	16.8	9.80	15.140	41.740	61.060	
					6	5	5	7	7	7	7	7	7	7	5.7	4.0	3.90	5.720	19.320		
33.	VILLAFUERTE	Rick	NED, FlickFlak	2007	6	3	4	6	6	5	5	4	4	5	0	15.2	8.40	13.520	37.120	50.530	
					8	8	10	10	10	10	10	10	10	10	3.4	3.4	2.60	4.010	13.410		
34.	CYMAN	Cody	CAN, Thunder Country	2007	4	4	4	4	4	4	5	3	4	5	4	15.5	9.70	13.870	39.070	49.295	
					6	6	6	6	6</												




















## C06 15-16 Girls



Dutch Trampoline Open 2022 *Event subtitle*  
Individual trampoline – C06 15-16 y Girls – Qualification – Results / Analysis <sup>β</sup> / Team results / Detailed

Qualification · Final

				S1	S2	S3	S4	S5	S6	S7	S8	S9	S10	L	E	D	HD	ToF	Total	Score	
1.	MÖLLER	Maya	GER, Hessischer Turnverband	2007	0	2	0	2	4	2	3	4	2	4	0	17.7		9.20	15.515	42.415	94.000
					6	3	5	4	6	2	4	4	6	0	15.6	11.3	9.70	14.985	51.585		
2.	EISLÖFFEL	Aurelia	GER, Bad Kreuznach	2006	0	2	0	2	2	0	2	4	2	2	2	18.2		9.80	15.640	43.640	93.950
					4	2	4	2	4	2	4	2	6	2	16.6	9.5	9.40	14.810	50.310		
3.	WOEHL	Pénélope	FRA, France	2006	0	2	0	2	2	1	4	4	2	3	2	17.8		9.50	14.930	42.230	90.930
					6	4	6	4	4	8	6	3	4	6	4	14.5	10.6	9.20	14.400	48.700	
4.	WESTHUIS	Eline	NED, Sparta Ermelo	2006	4	2	2	2	3	2	5	0	1	4	2	17.3		9.70	14.480	41.480	88.605
					8	2	6	7	6	5	5	4	6	6	1	14.4	9.3	9.40	14.025	47.125	
5.	GATTO	Clémentine	FRA, France	2007	4	3	3	2	3	4	4	4	1	4	0	16.8		9.60	14.115	40.515	88.495
					4	2	6	6	4	8	6	4	4	0	15.2	9.4	9.50	13.880	47.980		
6.	LE JEUNE	Emma	FRA, France	2006	3	2	3	4	4	2	3	0	1	3	1	17.4		9.60	15.185	42.185	88.335
					4	6	5	6	6	6	5	4	4	5	20	12.9	10.2	9.30	13.750	46.150	
7.	ULJEE	Lina Joy	NED, Triffis	2007	2	4	4	2	4	4	4	4	2	4	2	16.4		9.50	14.510	40.410	87.950
					6	4	8	4	6	6	6	4	4	6	4	14.2	10.4	9.10	13.840	47.540	
8.	ROOS	Magdalena	GER, TB Ruit	2007	2	4	2	4	4	2	4	4	4	5	0	16.5		9.60	14.270	40.370	87.195
					4	5	6	5	3	4	4	3	4	6	0	15.6	8.0	9.50	13.725	46.825	
9.	BRINKMAN	Marit	NED, KDO Apeldoorn	2007	4	4	4	5	6	4	4	2	3	4	2	15.8		9.60	15.130	40.530	86.745
					8	5	4	6	8	6	6	5	8	8	2	13.4	9.0	9.50	14.515	-0.2→46.215	
10.	FANFANI	Aida	FIN, Espoo	2006	3	6	3	4	2	5	4	4	4	4	2	15.9		10.00	14.030	39.930	86.215
					4	4	6	6	4	2	4	4	5	7	4	15.0	8.2	9.40	13.685	46.285	
11.	TUÑON	Loreto	ESP, Acrobática Valladolid	2007	4	4	6	3	4	4	5	1	2	4	1	16.2		9.40	13.600	39.200	85.910
					6	6	8	6	6	6	5	5	6	5	2	13.9	10.1	9.70	13.010	46.710	
12.	KOIVUSALO	Iiris	FIN, Espoo	2007	4	4	4	5	7	5	4	2	2	6	0	15.7		9.60	14.330	39.630	85.855
					6	6	6	6	6	6	6	4	6	6	2	14.0	8.5	9.70	14.025	46.225	
13.	QUIEL	Nele	GER, TSV Victoria Clarholz	2006	5	4	2	2	4	0	5	4	4	6	2	16.2		9.40	14.340	39.940	85.720
					4	3	4	6	6	2	2	4	5	6	4	15.4	7.1	9.00	14.280	45.780	
14.	SAARIO	Veera	FIN, Espoo	2006	4	4	4	2	4	4	4	2	4	4	4	16.0		9.50	14.025	39.525	85.495
					4	6	6	6	3	4	4	4	6	6	3	14.8	8.2	9.30	13.670	45.970	
15.	BROUWERS	Megan	NED, FliikFlak	2006	1	2	2	2	2	3	2	2	6	4	0	17.4		9.50	14.210	41.110	85.270
					6	6	7	3	6	8	5	8	6	6	2	13.7	8.0	9.20	13.260	44.160	
16.	WIRTGEN	Saartje	BEL, Lenig+Vlug	2007	4	3	3	3	5	3	5	4	4	4	2	16.0		9.20	14.140	39.340	85.075
					5	6	6	6	6	6	6	6	6	6	2	13.9	9.6	8.70	13.535	45.735	
17.	RAMACHER	Marrit	GER, NTB	2006	3	2	0	2	2	2	2	4	6			15.7		8.20	13.555	37.455	84.315
					4	4	6	8	4	4	5	6	5	6	1	14.7	9.1	9.00	14.060	46.860	
18.	SNIKERE	Vitalina	GER, Unterbach	2007	2	3	1	4	4	2	3	4	2	4	2	16.9		9.50	14.690	41.090	83.525
					4	4	8	8	4	3	5	4	6		13.4	7.9	8.30	12.835	42.435		
19.	BOSSCHART	Valerie	NED, Sparta Ermelo	2006	4	2	3	4	4	2	5	2	3	6	2	16.3		9.40	14.045	39.745	83.440
					8	8	6	4	7	8	4	4	6	10	4	13.1	8.4	9.10	13.095	43.695	
20.	HUIJINK	Eline	NED, Turnoss	2006	2	4	4	4	6	5	4	5	4	4	4	15.4		9.30	12.785	37.485	82.550
					2	3	5	2	4	4	2	4	3	6	2	16.3	6.3	9.40	13.065	45.065	
21.	JANSSON	Maisa	FIN, Espoo	2006	4	3	3	4	4	4	4	3	2	6	0	16.3		9.20	13.315	38.815	81.585
					5	7	4	4	4	4	4	6	4	7	2	14.9	5.8	9.20	12.870	42.770	
22.	VERMEULEN	Tine	BEL, Gymmax	2006	4	5	4	6	6	6	4	6	8	8	4	13.9		9.40	14.105	37.405	79.970
					6	5	5	4	6	4	8	6	8	8	4	13.6	6.0	9.20	13.765	42.565	
23.	VAN VEEN	Julianne	NED, Springbokken	2007	8	8	6	6	6	4	6	6	6	6	1	13.7		9.40	13.160	36.260	79.445
					7	6	8	6	7	6	8	7	4	6	2	13.3	6.8	9.80	13.285	43.185	
24.	BINNERTS	Caro	NED, Sparta Ermelo	2006	8	6	6	4	4	4	6	2	4	6	0	15.0		9.50	12.205	36.705	78.660
					8	6	5	6	6	4	6	1	4	6	0	14.8	5.7	9.30	12.155	41.955	
25.	WESTZAAN	Hayley	NED, Zoetermeer	2007	6	4	4	5	3	4	8	6	8	8	1	14.3		9.60	13.285	37.185	78.510
					6	6	6	7	6	6	8	6	4	6	2	13.7	5.3	9.30	13.025	41.325	
26.	HENCZL	Ivy	NED, Zoetermeer	2007	4	6	5	6	6	4	5	4	6	8	3	14.3		9.10	12.690	36.090	77.325
					6	4	6	8	4	4	5	4	4	6	0	14.9	4.3	9.20	12.835	41.235	
27.	FAAS	Kyara	NED, Zoetermeer	2007	5	8	5	6	6	7	6	7	5	8	1	13.6		9.80	12.515	35.915	77.230
					8	4	6	6	8	6	6	8	6	8	4	13.0	6.3	9.40	12.615	41.315	
28.	BIJL	Alysha	NED, Triffis	2006	8	8	8	6	6	8	7	4	6	8	0	13.1		9.20	13.045	35.345	77.170
					8	5	7	6	8	8	8	8	8	8	2	12.4	7.1	9.20	13.125	41.825	
29.	VAN DE ZANDEN	Christy	NED, Turnoss	2007	6	6	6	8	7	5	8	6	3	5	0	14.0		9.50	11.760	35.260	77.105
					4	6	4	6	6	4	6	6	3	6	0	14.9	5.7	9.50	11.745	41.845	
30.	VAN BEEKHUIZEN	Sofie	NED, Sparta Ermelo	2007	6	8	6	7	6	5	6	8	8	8	3	12.9		9.40	13.075	35.375	76.975
					6	6	8	6	6	6	6	7	8	6	2	13.3	6.6	8.70	13.000	41.600	



























31.	CREMER	Feliztas	 GER, Hessischer Turnverband	2006	1 1 0 3 4 5 5 6 5 6 2	16.2 11.1 7.3	9.40 7.30	14.360 10.860	39.960 36.560	76.520
32.	VANTIEGHEM	Kato	 BEL, Lenig+Vlug	2006	4 2 4 5 5 4 4 6 6	14.0	8.00	12.400	34.400	75.605
					6 6 7 6 6 8 6 6 6	12.3 8.9	8.10	11.905	41.205	
33.	NOBEL	Valery	 NED, Zoetermeer	2006	8 5 5 6 8 7 7 8 8 6 0	13.2 -2.0	9.70	12.440	33.340	73.560
					8 5 6 7 7 8 6 8 7 7 0	13.1 5.7	9.10	12.320	40.220	
34.	KIEBOOM	Nina	 NED, Turnoss	2006	3 3 5 6 8 7 7 6 3	13.2	8.50	10.710	32.410	73.435
					4 4 6 6 8 7 6 6 3 8 0	14.2 5.7	9.20	11.925	41.025	
35.	BURGERING	Annabelle	 NED, KDO Apeldoorn	2007	10 6 8 8 8 9 7 9 8 10 4	11.3	9.40	11.525	32.225	70.070
					9 8 7 8 8 9 7 10 9 10 0	11.5 5.7	8.90	11.745	37.845	
36.	REITSMA	Yara	 NED, Triffis	2007	6 8 7 7 6 6 4 3 4 4 0	14.5 -8.0	9.80	11.290	27.590	67.475
					6 7 6 7 6 6 4 2 4 4 0	14.8 3.7	9.90	11.485	39.885	
37.	ROELS	Diewcke	 BEL, Gymmax	2006	5 2 6 8 8 6 6 6 7 8 20	11.8 -2.0	9.20	13.035	32.035	66.060
					5 3 6 6 6 6 6 6 6 6 4	14.0 6.0	0.90	13.125	34.025	
38.	BUNTSMA	Jada	 NED, Zoetermeer	2006	8 6 7 7 8 9 9 9 6 8 2	12.1 -10.0	9.00	12.295	23.395	63.325
					8 6 7 7 7 8 8 8 6 10 0	12.5 5.1	9.40	12.930	39.930	
39.	JENTSCH	Lena	 GER, Cottbus	2007	2 2 0 3 2 2 4 4 2 4 3	17.2	9.20	15.015	41.415	62.000
					4 4 4 6	6.2 4.6	3.80	5.985	20.585	
40.	RONSIK-NIEDERBRÖKER	Hannah	 GER, NTB	2006	1 3 0 2 2 0 3 4 2 4 1	17.8	9.90	15.615	43.315	58.770
					4 4 6	4.6 3.1	3.00	4.755	15.455	
41.	SWAGERMAN	Trista	 NED, Zoetermeer	2007	4 4 5 5 8	7.4	4.60	6.425	18.425	58.705
					6 4 6 8 4 7 8 8 6 6 4	13.3 5.3	9.00	12.680	40.280	
42.	WOELL	Bettina	 GER, Bayerischer Turnverband	2006	1 4 0 2 3 2 3 4 4 4 0	17.3	9.50	14.850	41.650	57.250
					4 2 6	4.8 3.4	2.80	4.600	15.600	
43.	TOTZKE	Viona	 GER, Cottbus	2006	0 0 1 2 2 5 4 4 2 4 0	17.6	9.50	15.380	42.480	52.495
					5 4	3.1 2.1	1.80	3.015	10.015	
44.	COUMANS	Froukje	 NED, FlikFlak	2006	4 4 4 4 6 6 5 4 4	13.9	7.90	11.360	33.160	50.400
					4 4 6 8	5.8 3.0	3.60	4.840	17.240	
45.	BRUNDEL	Mady	 NED, RGV	2007	8 5	2.7	1.90	2.705	7.305	50.130
					8 7 4 5 5 5 6 3 4 5 1	14.7 5.6	9.50	13.025	42.825	
46.	KNÖNER	Inka	 GER, TSV Victoria Clarholz	2006	6 4 6 4 5 6 5 6 3 7 0	14.8	9.50	13.200	37.500	42.360
					8	1.2 1.3	1.00	1.360	4.860	
47.	DE GROOT	Daphne	 NED, Triffis	2006	8	1.2	0.90	1.405	3.505	21.115
					8 5 4 8	5.5 2.9	3.70	5.510	17.610	



## C07 17-21 Boys

 Dutch Trampoline Open 2022 *Event subtitle*  
Individual trampoline – C07 17-21 y Boys – [Qualification](#) – [Results / Analysis](#) <sup>B</sup> / [Team results](#) / [Detailed](#)

Qualification · [Final](#)

				S1	S2	S3	S4	S5	S6	S7	S8	S9	S10	L	E	D	HD	ToF	Total	Score	
1.	RISCH	Valentin	 GER, Hessischer Turnverband	2005	3	3	5									4.9	5.1	2.70	5.005	17.705	53.530
					4	2	5	6	6	2	4	4	4	6	2	15.5	13.8	9.10	15.330	-0.2→53.530	
2.	FONTANILLAS CADENAS	Xavier	 ESP, Federacio Catalana	2004	4	6	6	5	5	6	4	5	4	8	4	14.3	14.0	9.20	15.515	53.015	53.015
					4	6										3.0	3.8	1.80	3.420	-0.2→11.820	
3.	TORIBIO	Nicolas	 ESP, Acrobática Valladolid	2005	4	4	6	4	8							7.4	7.6	4.80	8.215	28.015	52.965
					4	5	6	6	4	4	7	6	7	6	0	14.5	13.9	8.80	15.765	52.965	
4.	VELDHUIZEN	Rick	 NED, KDO Apeldoorn	2001	7	6	8	7	7	8	6	6	7	8	3	12.7	14.3	8.80	15.510	51.310	52.590
					6	6	8	7	6	6	6	6	7	7	0	13.5	14.3	9.40	15.390	52.590	
5.	FRATEUR	Kilian	 BEL, KSGT	2002	7	4	5	4	7	8	6	2	4	6	4	14.3	13.4	9.10	15.260	52.060	52.060
					4	3										3.3	3.0	1.80	3.450	11.550	
6.	VAN TILBORG	Ralph	 NED, KDO Apeldoorn	2004	6	6	4	8	7	8	7	8	7	7	2	13.0	13.9	9.80	15.145	51.845	51.845
					7	7	8	7	8	8	8	8	7	8	3	12.1	13.8	9.30	15.245	50.445	
7.	KUSDEMIR	Günay	 BEL, Rust Roest	2003	6	7	8	7	8	8	8	7	7	8	2	12.4	14.5	9.30	15.005	51.205	51.205
					5	7										2.8	3.3	1.80	3.205	11.105	
8.	DUARTE	Joao	 NED, KDO Apeldoorn	2003	6	5	6	4	6	6	6	6	7	10	3	13.5	12.9	9.60	14.475	50.475	51.205
					4	4	4	3	8	4	4	6	5	6	3	14.9	11.9	9.60	14.805	51.205	
9.	CRESPO	Marcos	 ESP, Acrobática Valladolid	2004	6	5	8	6	8	6	7	4	6	8	3	13.3	12.1	9.30	13.825	48.525	50.405
					6	5	7	4	6	5	4	6	5	8	4	14.0	13.1	9.20	14.105	50.405	
10.	TORIBIO	Alejandro	 ESP, Acrobática Valladolid	2005	6	4	8	8	6	4	6	6	6	8	3	13.5	12.5	9.30	15.060	50.360	50.360
					6	4	8	8	6	4	6	6	7	8	4	13.3	12.5	8.50	14.880	49.180	
11.	FEYH	Miguel	 GER, Hessischer Turnverband	2005	5	5	5	5	4	6	5	7	6	8	2	14.2	8.2	9.50	15.195	47.095	49.125
					4	4	4	4	6	6	5	6	6	8	2	14.5	9.9	9.20	15.525	49.125	
12.	REUS	Martijn	 NED, Triffis	2002	6	4	7	6	6	7	4	5	6	8	1	14.0	10.1	9.50	14.345	47.945	48.800
					5	3	6	6	5	6	5	5	6	8	0	14.5	10.1	9.80	14.400	48.800	
13.	DEL SER	Carlos	 ESP, Acrobática Valladolid	2003	4	4	6	6	5	2	5	4	4			14.0	12.0	7.90	13.425	47.325	48.245
					5	4	4	4	6	4	6	4	4			13.9	11.8	8.70	13.845	48.245	
14.	GLADIUK	Michael	 GER, Nellingen	2005	4	4	7	6	6	8	6	9	9	7	0	13.4	10.9	9.20	14.555	48.055	48.055
					4	6										3.0	3.1	1.70	3.330	11.130	
15.	POVÝŠIL	Radek	 CZE, Liberec	2004	4	6	6	8	8	6	8	8	8	6	0	13.2	11.0	8.40	13.455	46.055	47.535
					6	5	6	6	7	8	6	8	6	8	3	13.1	10.9	9.40	14.135	47.535	
16.	KOOMAN	Spencer	 CAN, Thunder Country	2002	6	8	7	7	8	4	5	8	9	6	4	12.8	9.8	8.50	13.725	44.825	47.190
					6	8	8	6	6	4	6	6	10	8	1	13.1	11.1	9.10	13.890	47.190	
17.	DESIMPELE	Viktor	 BEL, Lenig+Vlug	2005	5											1.5	1.5	1.00	1.685	5.685	45.840
					4	6	8	6	7	7	7	6	4	10	20	11.5	10.6	9.10	14.640	45.840	
18.	DOHMEN	Pepijn	 NED, FlikFlak	2002	6											1.4	1.5	0.90	1.565	5.365	45.760
					6	2	4	6	6	6	6	6	6	9	20	12.3	10.5	8.60	14.360	45.760	
19.	HAM	Cayden	 NED, KDO Apeldoorn	2004	9	10	6	4	8	9	8	10	7	10	6	11.3	9.2	8.70	14.475	43.675	44.610
					8	10	6	4	6	7	8	8	7	10	4	12.2	9.0	9.10	14.310	44.610	
20.	ROELFSEMA	Jay	 NED, Aalsmeer	2005	6	8	7	8	10							6.1	5.2	4.20	7.465	22.965	43.755
					7	6	8	4	8	9	6	6	8			11.8	10.2	8.00	13.755	43.755	
21.	BAKKER	Julian	 NED, Triffis	2004	8											1.2	1.3	1.00	1.455	4.955	43.725
					7	5	5	6	6	8	6	6	8	8	1	13.4	7.3	8.60	14.425	43.725	
22.	KRABBENBORG	Wout	 NED, RGV	2003	6	7	6	4	5	6	6	4	4	8	4	14.0	5.2	9.40	14.075	42.675	43.550
					3	4	6	6	6	8	7	4	5	6	4	14.1	6.0	9.40	14.050	43.550	
23.	ABRAHAMS	Wyatt	 NED, Turnoss	2004	8	6	6	8	7	6	8	6	8	10	2	12.5	7.1	9.40	13.455	42.455	42.910
					8	6	6	6	6	6	8	6	6	9	4	12.9	7.1	9.60	13.310	42.910	
24.	DE KRUIJFF	Wessel	 NED, KDO Apeldoorn	2003	7	2	8	6	9	8	10	9	10	10	20	10.1	7.6	8.60	14.520	-0.6→40.220	40.220
					7	4	8	6	8	6	8					9.3	7.4	6.30	10.395	33.395	
25.	STOJILJKOVIC	Stevan	 SRB, Beograd	2004	8	8	8	8	6	8	6	9	8	7	4	12.0	5.7	8.90	12.430	39.030	39.030
					8	7	9	8	8	10	7	8	9			10.6	4.8	7.70	11.270	34.370	
26.	LAPRIDA BENAVIDES	Alejandro	 ESP, Federacio Catalana	2003	4	4	6	5	6							7.5	7.6	4.30	8.010	27.410	27.410
					4	4										3.2	3.2	1.80	3.375	11.575	

## C08 17-21 Girls

 Dutch Trampoline Open 2022 *Event subtitle*  
 Individual trampoline – C08 17-21 y Girls – [Qualification](#) – [Results](#) / [Analysis](#) <sup>β</sup> / [Team results](#) / [Detailed](#)

























Qualification · [Final](#)

				S1	S2	S3	S4	S5	S6	S7	S8	S9	S10	L	E	D	HD	ToF	Total	Score	
1.	SCHNEIDER	Fiona	GER, Unterbach	2004	4	3	6	4	4	6	4	4	4	6	2	15.3	11.2	9.00	14.355	49.855	49.855
					4	3	6	4	5	8	4	6	5	8	0	14.7	11.2	9.00	14.175	49.075	
2.	HRUDOVÁ	Aneta	CZE, Liberec	2005	4	2	5	6	6	4	5	6	6	9	0	14.7	10.3	8.90	13.215	47.115	48.735
					4	2	5	4	4	8	4	3	6	6	0	15.4	10.3	9.30	13.735	48.735	
3.	LANGNER	Sabrina	GER, NTB	2004	6											1.4	1.5	1.00	1.495	5.395	48.535
					6	4	6	5	7	4	6	5	5	5	0	14.7	10.6	9.30	13.935	48.535	
4.	DENEIRE	Jara	BEL, WIK Oostende	2004	4	3	4	4	4	5	4	2	4	4	2	16.0	9.4	9.60	13.415	48.415	48.415
					4	4	6	4	4	5	6	4	4	5	2	15.2	9.4	9.10	13.195	46.895	
5.	LAUHÖFER	Saskia	GER, Hessischer Turnverband	2003	6	6	6	4	6	4	6	8	7	8	2	13.7	11.2	9.50	13.750	48.150	48.150
					6	4	4	6	6	4	4	8	8	8	2	14.0	10.3	9.30	14.070	47.670	
6.	DAVIS	Augustus	BEL, Lenig+Vlug	2002	6											1.4	1.5	0.80	1.545	5.245	47.965
					6	4	6	4	4	4	5	4	5	5	4	14.9	9.7	9.30	14.265	-0.2→47.965	
7.	IGNATIUS	Tess	NED, KDO Apeldoorn	2004	4	5	4	4	3	4	7	7	6	6	2	14.8	8.7	9.10	15.090	47.690	47.690
					4	6	7	6	4	5	8	6	6	8	2	13.8	9.1	9.10	15.060	47.060	
8.	VAN HAAREN	Anouchka	NED, Zoetermeer	2005	4	4	4	2	4	4	6	8	4	5	1	15.4	8.5	9.30	14.145	47.345	47.345
					4	7	5	2	4	5	6	4	5	4	2	15.2	8.5	9.10	14.190	-0.2→46.790	
9.	ABRANTES	Rita	POR, Coimbra	2004	4	4	4	6	5	6	5	4	6	6	4	14.6	10.0	8.90	13.200	46.700	46.700
					4	4	5	6	5	5	6	5	6	6	20	12.8	10.0	8.40	13.170	44.370	
10.	DE VOS	Maura	NED, Triffis	2002	6	3	8	6	6	6	6	6	4	7	4	13.8	5.5	9.20	14.025	42.525	46.490
					6	3	8	6	6	8	6	6	7	8	2	13.4	10.4	8.80	13.890	46.490	
11.	MESSELINK	Yerusha	NED, Sparta Ermelo	2005	4	4	4	2	6	4	4	4	4	4	0	16.0	7.0	9.70	13.480	46.180	46.220
					4	4	4	2	4	4	4	6	4	4	1	15.9	7.0	9.70	13.620	46.220	
12.	TAFERE	Naomi	GER, Bayerischer Turnverband	2003	2	4	4	7	6	7	4	6	6	6	2	14.6	8.0	9.50	14.055	46.155	46.155
					2	5	6	6	6	7	7	6	6	6	0	14.3	8.0	8.60	13.680	44.580	
13.	DE NEVE	Emma	BEL, Gymmax	2005	4	6	6	4	4	6	6	4	4	8	3	14.5	8.5	9.30	13.565	45.865	45.865
					5											1.5	1.3	1.00	1.460	5.260	
14.	WIJSTRA	Madelief	NED, Triffis	2003	6	6	6	8	8	7	7	6	6	6	1	13.3	9.0	9.50	14.025	45.825	45.825
					6	6	6	6	6	8	7	6	9	7	4	12.9	8.5	9.10	14.065	44.565	
15.	VISSER	Jorja	NED, Triffis	2005	6	4	6	2	4	4	6	7	4			13.7	5.9	7.80	11.580	-0.2→38.780	45.450
					7	5	4	7	6	5	5	4	4	6	2	14.5	8.5	9.40	13.050	45.450	
16.	DE ROOK	Fleur	NED, Sparta Ermelo	2005	6	4	8	8	4	6	6	7	10	6	2	13.3	6.4	9.20	13.480	42.380	45.290
					6	4	7	8	6	4	6	5	6	8	4	13.6	8.2	9.80	13.690	45.290	
17.	NOSSACK	Sophie	CAN, Thunder Country	2004	7	6	8	6	6	8	8	9				10.2	9.4	6.90	11.065	37.565	45.165
					6	6	8	8	8	8	8	6	8	10	2	12.2	10.9	8.70	13.365	45.165	
18.	ENGEL	Emy	NED, Sparta Ermelo	2005	2	6	6	5	6	6	6	6	7	5	2	14.3	7.0	8.80	13.370	43.470	45.050
					2	6	4	6	7	6	4	8	7	9	5	13.6	8.9	9.20	13.350	45.050	
19.	WOLKENFELT	Ilse	NED, Sparta Ermelo	2002	6	4	8	7	6	6	5	4	6	7	0	14.1	7.7	9.50	13.190	44.490	44.490
					6	4	7	8	6	6	5	6	7	2	13.6	7.7	9.40	13.120	43.820		
20.	TUÑON	Sara	ESP, Acrobática Valladolid	2005	7	6	6	8	8	8	7	6	6	7	4	12.7	9.8	8.90	12.835	44.235	44.235
					8	6	6	6	9	8	6	6	6	20	11.3	9.8	9.30	13.290	43.690		
21.	BUITENHUIS	Tara	NED, RGV	2005	6	5	6	6	6	6	4	5	5	8	4	13.9	6.3	9.40	13.455	43.055	44.160
					6	4	4	4	5	6	4	4	6	8	2	14.7	6.3	9.50	13.660	44.160	
22.	BOERSEMA	Jolien	NED, Springbokken	2004	4	6	8									4.2	2.9	2.80	4.170	14.070	44.005
					6	6	6	6	4	7	8	8	9	8	2	13.0	7.8	9.30	13.905	44.005	
23.	DE VRIES	Julia	NED, TV IJmuiden	2005	6	5	8	7	8	7	6	5	6	8	20	11.4	7.8	9.30	13.750	42.250	43.720
					6	4	6	6	6	5	6	6	7	5	0	14.3	6.8	9.00	13.620	43.720	
24.	GROEN	Renske	NED, Sparta Ermelo	2005	8	7	9	8	6	7	7	8				10.0	6.0	7.20	10.795	33.995	43.665
					7	5	6	4	6	7	8	9	7	8	2	13.1	7.6	9.50	13.465	43.665	
25.	BOUWMEESTER	Alyssa	NED, KDO Apeldoorn	2005	6	6	8	8	8	7	8	8	9	8	2	12.2	7.6	9.00	13.920	42.720	42.720
					6	8	9	6	8	8	8	8	9	9	4	12.3	6.6	9.00	13.945	41.845	
26.	BOSMA	Nienke	NED, FlikFlak	2004	6	4	6	5	4	8	9					9.8	5.7	6.10	9.390	30.990	42.605
					6	4	6	4	4	8	6	6	7	10	4	13.5	6.8	8.90	13.405	42.605	
27.	VAN DER SCHOOT	Felicia	NED, Zoetermeer	2003	5	4	5	4	6							7.6	3.7	4.60	6.290	22.190	41.745
					6	4	4	4	8	6	5	6	6	4	1	14.6	5.8	9.00	12.345	41.745	
28.	BOGAARDS	Jessica	NED, Heerenveen	2003	8	5	7	8	7							6.5	4.5	4.50	6.715	22.215	41.670
					8	4	6	8	6	8	10	9	9	10	2	12.0	7.9	9.20	12.570	41.670	
29.	WIRTGEN	Merel	BEL, Lenig+Vlug	2002	6	4	5	4	6							7.5	5.6	4.40	7.500	25.000	30.260
					6	4	5	2	6	7						9.0	6.9	5.30	9.060	30.260	
30.	MARKOVIC	Anja	SRB, Beograd	2005	8	7	10	10	9							5.6	1.7	4.70	5.795	17.795	17.795
					9	8	10	8								4.5	1.1	3.60	4.580	13.780	
31.	ABRANTES	Joana	POR, Coimbra	2002	4	2										3.4	2.1	2.40	0.410	8.310	9.910
					4	3										3.3	2.1	1.80	2.710	9.910	
32.	RAMHARAKH	Suman	NED, Zoetermeer	2005	9											1.1	1.3	1.00	1.450	4.850	4.850
																				0	

## C09 Senior 17+ Men

 Dutch Trampoline Open 2022 *Event subtitle*  
Individual trampoline – C09 17+ Senior Men – [Qualification](#) – [Results](#) / [Analysis](#) <sup>B</sup> / [Team results](#) / [Detailed](#)

Qualification · [Final](#)

					S1	S2	S3	S4	S5	S6	S7	S8	S9	S10	L	E	D	HD	ToF	Total	Score
1.	FRANCO	David	 ESP, Acrobática Valladolid	2002	4	4	4	4	4	6	4	4	5	6	1	15.4	17.3	9.70	16.125	58.525	58.525
					4	5	4									4.7	6.0	2.70	5.020	-0.2→	18.220
2.	PFLIEDERER	Matthias	 GER, Stuttgart	1995	4	4	4	5	4	6	4	4	6	6	0	15.3	16.2	9.40	16.525	57.425	57.425
					5	4	4	6	6	5	4	6	6	5	2	14.7	16.2	8.80	16.395	56.095	56.095
3.	VOGEL	Fabian	 GER, Bad Kreuznach	1995	4	4	4	6	4	6	6	4	4	6	0	15.2	15.6	9.50	16.500	56.800	57.105
					3	4	4	5	4	5	5	4	5	5	0	15.6	15.6	9.20	16.705	57.105	57.105
4.	VILARASAU POVEDA	Robert	 ESP, Federacio Catalana	2001	6	4	4	6	4	5	5	5	4	6	0	15.1	16.0	9.20	16.370	56.670	56.670
					6											1.4	2.0	0.80	1.735	5.935	5.935
5.	BILLIET	Darwin	 BEL, Lenig+Vlug	2003	4	4	4	4	6	6	7	6	6	6	2	14.5	14.2	9.00	16.270	53.970	56.435
					4	5	4	3	4	4	4	4	4	6	2	15.6	14.4	9.70	16.735	56.435	56.435
6.	LAUXTERMANN	Caio	 GER, Cottbus	2003	4	6	6	5	6	6	6	5	4	6	20	12.6	15.8	9.00	16.210	53.610	56.260
					3	6	6	4	6	5	6	4	2	5	4	14.9	15.6	9.30	16.460	56.260	56.260
7.	VEGA RUIZ	David	 ESP, Federacio Catalana	1998	4	4	4	7	6	4	8					10.3	12.2	6.50	11.470	40.470	56.165
					4	4	8	4	5	3	4	4	5	4	1	15.4	15.5	8.90	16.365	56.165	56.165
8.	GESSWEIN	Tim-Oliver	 GER, Stuttgart	1996	4	6	6	6	4	5	7	6	6	6	1	14.3	16.0	9.00	15.810	55.110	56.020
					3	5	6	4	4	4	6	6	4	8	4	14.6	16.2	9.10	16.120	56.020	56.020
9.	SCHULDT	Matthias	 GER, Hessischer Turnverband	2000	4	6	6	6	6	6	5	6	6	7	4	13.8	14.2	9.20	16.290	53.490	54.155
					4	6	6	6	5	6	6	6	8	7	2	13.8	15.0	9.00	16.355	54.155	54.155
10.	SWINKELS	Luuk	 NED, FlikFlak	2001	4	6	8	4	6	6	7	6	6	7	1	13.9	15.4	9.60	14.970	53.870	53.870
					4	7	7	6	6							7.0	8.2	4.40	8.055	27.655	27.655
11.	VANDENBERGE	Florian	 BEL, Lenig+Vlug	2002	5											1.5	2.0	1.00	1.765	-0.3→	5.965
					5	4	7	8	6	6	6	6	6	7	2	13.7	15.0	8.90	15.840	53.440	53.440
12.	TEILLERS	Roel	 NED, Triffis	1998	4	4	5	1	4	4	4	4	3	5	1	16.1	10.8	9.20	15.930	52.030	52.875
					4	3	4	1	2	3	4	3	4	4	1	16.7	10.8	9.40	15.975	52.875	52.875
13.	ABRAHAMS	Milco	 NED, Turnoss	2001	4	6	6	6	4	6	4	6	6	8	20	12.4	15.1	8.90	16.220	52.620	52.620
					4											1.6	2.0	0.70	1.775	6.075	6.075
14.	DEBACKER	Simon	 BEL, Lenig+Vlug	1993	4	5	5	8	9	6	7	8	8	6	2	13.2	14.6	9.20	15.540	52.540	52.540
					4	5	5	7	6	7	6	6	6			12.8	14.4	8.00	14.505	49.705	49.705
15.	MOL	Jordy	 NED, Triffis	2001	4	5	4	3	5	6	8	8	7	6	0	14.4	13.1	9.20	15.365	52.065	52.185
					5	6	4	4	6	5	4	4	6	4	0	15.2	12.9	8.60	15.485	52.185	52.185
16.	VĚCHET	Pavel	 CZE, Liberec	2002	7	4	6	6	6	8	8	9	8	10	4	12.4	12.2	9.10	16.055	49.755	51.250
					6	5	7	5	8	7	6	8	8	8	0	13.2	13.5	8.60	15.950	51.250	51.250
17.	BERGSMMA	Daan	 NED, Heerenveen	2000	1	2	2	4	5	2	5	6	5	6	3	15.9	7.1	9.30	15.950	48.250	50.450
					0	2	4	4	4	2	4	4	5	6	4	16.1	9.0	9.60	15.750	50.450	50.450
18.	OTTENBROS	Mads	 NED, Triffis	1998	7	5	8	7	8	7	9					8.9	8.4	6.00	11.010	34.310	48.210
					6	6	8	6	8	8	8	8	6	7	0	12.9	10.8	8.90	15.610	48.210	48.210
19.	HORNA	Jan-Eike	 GER, Bad Kreuznach	2000	4	4	6	5	5	4	4	6	6			13.6	12.4	8.20	13.835	-0.2→	47.835
																				0	47.835
20.	V/D WETERING	Joep	 NED, FlikFlak	2001	6	5	6	7	7	8	8	6				10.7	12.1	7.00	12.470	-0.4→	41.870
					6											1.4	2.0	1.00	1.650	6.050	6.050
21.	LEMSTRA	Duncan	 NED, Aalsmeer	2000	6	8	8	8	8	8	8	6	10	8	3	11.9	6.9	8.90	14.045	41.745	41.745
					8	10	8	8	8	10	10	10	8	8	3	10.9	5.7	8.60	13.695	38.895	38.895
22.	STEENHOUWER	Kim	 BEL, KSGT	1999	8	6	6	8	10	8	8	10	10			10.6	8.9	8.10	12.830	40.430	40.430
					8	6	8	8								5.0	4.6	3.70	5.985	19.285	19.285
23.	MONSEU	Jelco	 BEL, KSGT	1999	6	4	6									4.4	3.3	2.60	4.625	14.925	26.980
					8	8	8	7	6	8						7.5	4.9	5.60	8.980	26.980	26.980
24.	GEENS	Joris	 BEL, Lenig+Vlug	1991	5											1.5	2.0	0.80	1.695	5.995	16.275
					7	4	6									4.3	4.2	2.80	4.975	16.275	16.275

## C10 Seniors 17+ Women

 Dutch Trampoline Open 2022 *Event subtitle*  
Individual trampoline – C10 17+ Senior Women – [Qualification](#) – [Results](#) / [Analysis](#)<sup>B</sup> / [Team results](#) / [Detailed](#)

Qualification · [Final](#)

				S1	S2	S3	S4	S5	S6	S7	S8	S9	S10	L	E	D	HD	ToF	Total	Score	
1.	SLATTERY	Niamh	NED, Triffis	1999	2	3	5	3	5	4	4	4	4	4	1	16.1	12.3	9.00	14.835	52.235	52.235
					4	4	6	4	2	6	5	4	4	6	2	15.3	12.1	8.90	14.555	50.855	
2.	MAHSUDOVA	Seljan	AZE, Azerbaijan Gymnastics Fed	2003	2	2										3.6	1.5	1.90	3.360	10.360	52.045
					1	2	4	4	4	3	4	4	4	6	1	16.3	11.5	9.30	14.945	52.045	
3.	SCHURING	Romana	NED, TV IJmuiden	1995	6	4	6	5	6	8	4	6	4	5	1	14.5	10.8	9.20	14.105	48.605	50.840
					4	4	6	7	4	4	6	4	5	7	1	14.8	12.6	9.10	14.340	50.840	
4.	SANZ	Erica	ESP, Acrobática Valladolid	2003	5	4	6	5	6	6	7	6	6	6	2	14.1	12.7	9.30	14.380	50.480	50.480
					6											1.4	2.0	1.00	1.575	-0.2→5.775	
5.	GELEIJN	Bente	NED, Triffis	1996	2	2	2	2	2	4	5	4	4	6	1	16.6	9.6	8.80	14.730	49.730	49.730
					2	2	5	4	3	3	6	6	4	6	2	15.7	10.3	9.00	14.195	49.195	
6.	FREY	Luka	GER, Brackwede	2004	4	6	6	8								5.6	4.5	3.70	6.095	19.895	49.620
					4	2	4	4	4	4	5	6	4	8	0	15.5	10.1	9.50	14.520	49.620	
7.	TAMPER	Salla	FIN, Espoo	1999	1	2	2	3	3	3	3	6	5	6	2	16.4	8.2	9.10	14.650	48.350	48.350
					2	2	2	2	2	2	4					12.4	4.5	6.70	10.565	34.165	
8.	SUESS	Annika	GER, Bayerischer Turnverband	2001	4	4	7	4	6	4	5	8	7	7	2	14.2	9.7	9.30	13.805	47.005	48.100
					5	4	6	4	6	4	5	6	5	7	2	14.6	9.7	9.40	14.400	48.100	
9.	KUIJPER	Ashley	NED, Zoetermeer	1995	2	4	4	4	2	3	4	3	3	6	0	16.5	8.2	9.50	13.815	48.015	48.015
					1	6	6	6	4	4	4	4	4	4	2	15.5	8.2	9.50	13.725	46.925	
10.	KUIJPERS	Fleur	NED, Turnoss	1999	4	6	6	5	6	6	4	4	5	8	2	14.4	6.4	9.70	13.675	44.175	44.805
					4	5	5	4	4	5	3	6	4	9	5	14.6	6.4	9.80	14.005	44.805	
11.	MARKX	Madelief	NED, Turnoss	1996	6	4	6	4	4	4	6	4	6	7	2	14.7	8.0	9.00	12.320	44.020	44.020
					5	4	6	4	6	6	7	9	5	8	0	14.0	7.2	9.60	12.590	43.390	
12.	ZIJLSTRA	Denise	NED, Zoetermeer	1999	5	6	6	7	6	6	8	7	6	8	2	13.3	6.9	8.80	13.445	42.445	43.220
					4	4	6	6	6	6	7	7	6	7	3	13.8	6.9	8.90	13.620	43.220	
13.	BOLLEBOOM	Susan	NED, Zoetermeer	1994	5	4	6	8	7	8	9	9	7	10	2	12.5	7.6	9.40	12.980	42.480	43.145
					6	6	8	8	6	6	6	8	6	7	1	13.2	7.6	9.20	13.145	43.145	
14.	STOEHR	Gabriela	GER, Bayerischer Turnverband	2002	4	2	4	4	4	6	4					11.2	8.2	6.40	10.190	35.990	35.990
					4	2	4	4	4							8.2	5.7	4.70	7.420	26.020	
15.	ADAM	Leonie	GER, Stuttgart	1993	4											1.6	1.7	0.90	1.685	5.885	31.880
					5	4	4	4	4	3						9.6	7.7	5.30	9.280	31.880	
16.	BRAAF	Luisa	GER, Unterbach	2004	4	4	6	4								6.2	4.6	3.40	5.760	19.960	30.965
					5	4	4	2	4	6						9.5	7.1	5.80	8.565	30.965	
17.	VAN BEEK	Sophie	NED, Triffis	2000	4											1.6	1.5	0.90	1.505	5.505	5.600
					4											1.6	1.5	1.00	1.500	5.600	

# 2022 IND Finals Results

## C01 11-12 Boys

### C01 11-12 y Boys

#### Qualification

2 groups

100% routines finished

#### Final

One group

8/8 routines finished

1 HARES

46.960

2 DE VRIES

46.230

3 ALLMAN

44.280

					S1	S2	S3	S4	S5	S6	S7	S8	S9	S10	L	E	D	HD	ToF	Total	Score
1.	HARES Elliott		GBR, Leeds	2010	6	6	5	2	3	4	4	3	4	6	2	15.5	8.1	9.90	13.460	46.960	46.960
2.	DE VRIES Brent		NED, Heerenveen	2010	6	6	6	4	6	4	5	4	4	6	2	14.7	8.4	9.40	13.730	46.230	46.230
3.	ALLMAN Ryley		GBR, Leeds	2011	6	5	5	4	4	6	6	6	6	7	3	14.2	8.1	9.40	12.580	44.280	44.280
4.	LEITNER Michael		GER, TG Münster	2010	6	8	6	8	6	6	6	4	6	6	0	13.8	8.0	8.70	12.790	43.290	43.290
5.	NOTHOF Philipp		GER, Bad Kreuznach	2010	6	4	4	6	4	4	6	4	4	6	4	14.8	5.7	9.70	12.670	42.870	42.870
6.	RIEKSEN Twan		NED, Sparta Ermelo	2010	7	6	8	8	6	6	8	6	6	5	4	13.0	7.8	9.10	12.880	42.780	42.780
7.	LEITNER Tobias		GER, TG Münster	2010	6	8	6	6	5	4	6	6	8	8	0	13.7	8.0	8.40	12.590	42.690	42.690
8.	ADEM Thomas		BEL, Gymmax	2010	4	6	4	6	8	6	5	6	6	8	20	12.1	8.4	9.30	12.660	42.460	42.460

## C02 11-12 Girls

### C02 11-12 y Girls

#### Qualification

2 groups

100% routines finished

#### Final

One group

8/8 routines finished

1 EECKHOUT

46.165

2 HEYWOOD

43.745

3 CROKER

43.600

					S1	S2	S3	S4	S5	S6	S7	S8	S9	S10	L	E	D	HD	ToF	Total	Score
1.	EECKHOUT Nette		BEL, Gymmax	2010	4	4	4	2	3	6	6	4	4	8	2	15.3	8.3	9.90	12.665	46.165	46.165
2.	HEYWOOD Grace		GBR, Leeds	2010	6	6	7	6	5	7	6	6	8	7	0	13.6	7.6	9.60	12.945	43.745	43.745
3.	CROKER Lucy		GBR, Ultima Trampoline Club	2011	6	7	8	6	8	6	6	5	6	8	4	13.0	8.2	9.70	12.700	43.600	43.600
4.	SPERLING Lara		GER, Bad Kreuznach	2010	5	4	5	5	6	6	4	4	4	5	2	15.0	5.7	9.50	13.360	43.560	43.560
5.	SWEENEY Amelia		GBR, Leeds	2011	5	6	8	8	4	6	6	5	5	8	6	13.3	8.2	9.10	12.350	42.950	42.950
6.	SIMON Sophie		GER, Hessischer Turnverband	2010	8	2	4	4	8	2	4	4	4	5	1	15.4	5.4	9.10	12.605	42.505	42.505
7.	VERNON Harriet		GBR, Leeds	2010	6	6	8	6	7	8	8	6	7	8	2	12.8	7.6	9.00	12.625	42.025	42.025
8.	DAVIES Lily		GBR, Leeds	2011	6	4	8	10								5.2	3.6	3.60	4.545	16.945	16.945

## C03 13-14 Boys




### C03 13-14 y Boys







#### Qualification

One group

#### Final

One group

1		PATTIPEILO...	2		FUCHS	3		KERN
		48.230			47.500			45.330

				S1	S2	S3	S4	S5	S6	S7	S8	S9	S10	L	E	D	HD	ToF	Total	Score	
1.	PATTIPEILOHY	Jesper	 NED, KDO Apeldoorn	2008	6	4	7	6	6	6	6	8	6	10	4	13.1	11.4	9.00	14.730	48.230	48.230
2.	FUCHS	Moritz	 GER, Bayerischer Turnverband	2009	4	5	5	6	5	4	4	4	5	6	2	15.0	8.8	9.70	14.000	47.500	47.500
3.	KERN	Pascal	 GER, Hessischer Turnverband	2008	6	6	6	4	6	4	6	4	6	6	2	14.4	8.3	9.50	13.130	45.330	45.330
4.	PÉREZ ALONSO	Francisco Javier	 ESP, Acrobática Valladolid	2008	6	6	6	7	6	7	6	7	7	6	20	11.6	10.0	9.40	13.370	44.370	44.370
5.	WINK	Mees	 NED, Heerenveen	2008	5	9	6	8	8	10	8	4	4	9	5	12.4	8.1	9.10	13.030	42.630	42.630
6.	TWAN	Rotgans	 NED, GymXL Amersfoort	2008	8	8	10	6	7	8	6	7	8	6	6	12.0	7.6	9.00	12.640	41.240	41.240
7.	VOLLAARD	Jeroen	 NED, TV IJmuiden	2008	6	6	6	7	8	6	8					9.3	4.3	6.30	8.580	28.480	28.480
8.	ARONICA	Luan	 GER, Hessischer Turnverband	2009	6	5										2.9	1.9	1.70	2.560	9.060	9.060

## C04 13-14 Girls

### C04 13-14 Y Girls


#### Qualification

4 groups

#### Final

One group

1		WIJKSTRA	2		VOLSKA	3		MELNICHUK
		50.410			48.360			48.050

					S1	S2	S3	S4	S5	S6	S7	S8	S9	S10	L	E	D	HD	ToF	Total	Score
1.	WIJKSTRA	Thalissa	 NED, Triffis	2008	6	6	6	6	6	4	4	6	4	4	0	14.8	12.7	9.00	13.910	50.410	50.410
2.	VOLSKA	Nicola	 GER, NTB	2008	4	2	6	3	6	6	4	3	6	5	2	15.3	9.7	9.30	14.060	48.360	48.360
3.	MELNICHUK	Alexandra	 GER, NTB	2009	6	2	4	6	4	4	4	3	5	6	2	15.4	9.1	9.30	14.250	48.050	48.050
4.	TROTTER	Emily	 GBR, Carlisle	2008	4	2	4	4	3	4	6	6	6	8	2	15.1	9.4	9.60	13.915	48.015	48.015
5.	LINDENTHAL	Lara	 GER, Bad Kreuznach	2008	4	6	5	5	4	2	4	2	4	4	0	16.0	8.6	9.40	13.710	47.710	47.710
6.	HIRSCH	Liska	 GER, NTB	2008	6	2	6	8	5	6	4	2	6	8	4	14.3	8.9	9.50	13.890	46.590	46.590
7.	HOMPS	Anna	 FRA, France	2009	6	3	4	4	5	8	8					10.2	6.5	6.40	10.370	33.470	33.470
8.	HESSE	Juline	 FRA, France	2008	5	6										2.9	2.1	1.80	3.095	9.895	9.895

## C05 15-16 Boys

### C05 15-16 y Boys

#### Qualification

4 groups

#### Final

One group

1  MIRZAYEV









51.985

2  BROCHARD

51.935

3  WOLFRUM

51.560

				S1	S2	S3	S4	S5	S6	S7	S8	S9	S10	L	E	D	HD	ToF	Total	Score
1.	MIRZAYEV Nijat	 AZE, Azerbaijan Gymnastics Fed	2007	4	3	6	4	4	1	4	4	4	6	1	15.9	11.8	9.30	14.985	51.985	51.985
2.	BROCHARD Rémi	 FRA, France	2006	4	2	4	5	6	3	4	2	4	5	2	15.9	11.7	8.60	15.735	51.935	51.935
3.	WOLFRUM Philipp	 GER, Bayerischer Turnverband	2007	4	6	7	6	4	4	3	4	4	6	0	15.2	12.1	9.50	14.760	51.560	51.560
4.	COSKUN Mervan	 FRA, France	2006	4	6	6	4	6	4	4	6	5	6	1	14.8	12.5	8.20	15.685	51.185	51.185
5.	HETEŠ Daniel	 CZE, Liberec	2006	4	4	5	6	6	8	6	4	4	6	0	14.7	10.7	9.10	16.175	50.675	50.675
6.	THOMSON Adrian	 GER, TG Münster	2006	4	2	1	3	4	6	4	4	4	8	2	15.8	9.9	9.60	15.300	50.600	50.600
7.	LE GUILLY Axel	 FRA, France	2006	6	4	8	6	5	7	6	8	6	8	2	13.4	12.9	9.00	14.740	50.040	50.040
8.	DEBLOCK Lucas	 FRA, France	2007	6	4	8	3	6	8	5	9	10			12.1	9.6	8.80	13.430	43.930	43.930

## C06 15-16 Girls

### C06 15-16 y Girls

#### Qualification

4 groups

#### Final

One group

1  MÖLLER


51.825

2  EISLÖFFEL

50.535

3  LE JEUNE

48.760

				S1	S2	S3	S4	S5	S6	S7	S8	S9	S10	L	E	D	HD	ToF	Total	Score
1.	MÖLLER Maya	 GER, Hessischer Turnverband	2007	4	2	5	4	4	2	4	4	4	5	2	16.0	11.3	9.40	15.125	51.825	51.825
2.	EISLÖFFEL Aurelia	 GER, Bad Kreuznach	2006	4	3	5	2	3	4	4	4	4	3	3	16.1	9.7	9.50	15.235	50.535	50.535
3.	LE JEUNE Emma	 FRA, France	2006	4	5	5	4	5	7	6	4	6	6	2	14.6	11.2	9.10	13.860	48.760	48.760
4.	WOEHL Pénélope	 FRA, France	2006	6	4	5	5	4	2	5	4	4	6	1	15.4	9.9	9.10	14.085	48.485	48.485
5.	GATTO Clémentine	 FRA, France	2007	4	4	6	4	6	5	4	2	4	6	1	15.4	9.4	9.40	14.130	48.330	48.330
6.	WESTHUIS Eline	 NED, Sparta Ermelo	2006	8	4	6	6	6	4	4	5	4	6	0	14.7	9.3	9.30	13.860	47.160	47.160
7.	ROOS Magdalena	 GER, TB Ruit	2007	2	4	4	5	3	4	4	4	6	7	0	15.7	8.0	9.40	13.765	46.865	46.865
8.	ULJEE Lina Joy	 NED, Triffis	2007	6	4	8	8	7	7	6	7	6	8	2	13.1	9.1	8.80	13.585	44.585	44.585



## C07 17-21 Boys

### C07 17-21 y Boys

#### Qualification

3 groups

#### Final

One group

1 FONTANILL... 2 VAN TILBORG 3 KUSDEMIR

56.420

51.120

50.320

				S1	S2	S3	S4	S5	S6	S7	S8	S9	S10	L	E	D	HD	ToF	Total	Score
1.	FONTANILLAS CADENAS Xavier	ESP, Federacio Catalana	2004	4	4	6	4	4	6	4	3	4	6	3	15.2	15.8	9.10	16.320	56.420	56.420
2.	VAN TILBORG Ralph	NED, KDO Apeldoorn	2004	6	8	8	8	9	8	9	6	8	6	1	12.3	14.6	9.30	14.920	51.120	51.120
3.	KUSDEMIR Günay	BEL, Rust Roest	2003	6	6	7	7	8	7	8	8	8	8	4	12.3	14.5	8.80	14.720	50.320	50.320
4.	VELDHUIZEN Rick	NED, KDO Apeldoorn	2001	6	6	8	4	5	5	6	6	6	6	20	12.2	13.3	8.50	15.610	49.610	49.610
5.	TORIBIO Nicolas	ESP, Acrobática Valladolid	2005	6	9	6	5	5	6	6	8	8			12.1	12.2	8.20	13.630	46.130	46.130
6.	FRATEUR Kilian	BEL, KSGT	2002	6	6	4	4	4	6	9					10.1	9.9	6.40	11.120	37.520	37.520
7.	RISCH Valentin	GER, Hessischer Turnverband	2005	3	4	4	6	6							7.7	7.8	4.40	8.090	27.990	27.990
8.	DUARTE Joao	NED, KDO Apeldoorn	2003	4											1.6	1.5	0.90	1.630	5.630	5.630

## C08 17-21 Girls

### C08 17-21 y Girls

#### Qualification

3 groups

#### Final

One group

1 SCHNEIDER 2 LANGNER 3 HRUDOVÁ

48.965

48.180

48.070

				S1	S2	S3	S4	S5	S6	S7	S8	S9	S10	L	E	D	HD	ToF	Total	Score
1.	SCHNEIDER Fiona	GER, Unterbach	2004	5	4	6	4	5	8	4	5	6	8	2	14.3	11.2	9.10	14.365	48.965	48.965
2.	LANGNER Sabrina	GER, NTB	2004	6	4	6	5	7	4	4	6	4	5	3	14.6	10.6	8.80	14.180	48.180	48.180
3.	HRUDOVÁ Aneta	CZE, Liberec	2005	6	4	6	5	6	8	4	2	6	7	0	14.6	10.3	9.30	13.870	48.070	48.070
4.	DENEIRE Jara	BEL, WIK Oostende	2004	5	6	5	4	5	8	6	3	5	4	0	14.9	9.4	9.20	13.350	46.850	46.850
5.	IGNATIUS Tess	NED, KDO Apeldoorn	2004	4	7	6	8	8	3	8	7	7	4	2	13.6	7.3	8.60	14.735	44.235	44.235
6.	DAVIS Augustus	BEL, Lenig+Vlug	2002	6	5	9	6	7	6	8	6	6	6	20	11.5	8.1	8.70	13.190	41.490	41.490
7.	LAUHÖFER Saskia	GER, Hessischer Turnverband	2003	6	4	8	8								5.4	4.6	3.70	6.025	19.725	19.725
8.	VAN HAAREN Anouchka	NED, Zoetermeer	2005	4											1.6	1.3	0.90	1.500	5.300	5.300



## C09 Seniors 17+ Men

### C09 17+ Senior Men

#### Qualification

3 groups

#### Final

One group

1 VOGEL

58.550

2 VILARASAU ... 3 VEGA RUIZ

57.990

57.970

				S1	S2	S3	S4	S5	S6	S7	S8	S9	S10	L	E	D	HD	ToF	Total	Score	
1.	VOGEL	Fabian	GER, Bad Kreuznach	1995	4	5	4	6	4	6	6	5	4	4	0	15.2	17.1	9.80	16.450	58.550	58.550
2.	VILARASAU POVEDA	Robert	ESP, Federacio Catalana	2001	6	4	6	4	4	4	6	4	6	2	15.0	17.1	9.50	16.390	57.990	57.990	
3.	VEGA RUIZ	David	ESP, Federacio Catalana	1998	4	2	4	3	6	4	4	4	8	0	15.7	16.1	9.70	16.470	57.970	57.970	
4.	LAUXTERMANN	Caio	GER, Cottbus	2003	4	8	6	4	4	6	5	4	4	6	0	14.9	15.6	9.10	16.540	56.140	56.140
5.	GESSWEIN	Tim-Oliver	GER, Stuttgart	1996	4	7	6	6	5	5	6	6	4	6	1	14.4	16.0	8.60	15.910	54.910	54.910
6.	BILLIET	Darwin	BEL, Lenig+Vlug	2003	4	6	6	4	8	6	6	6	4	6	2	14.2	14.4	9.20	16.240	54.040	54.040
7.	TEILLERS	Roel	NED, Triffis	1998	6	4	4	2	2	6	4	3	3	4	0	16.2	10.8	9.40	16.070	52.470	52.470
8.	FRANCO	David	ESP, Acrobática Valladolid	2002	4	4	4	4							6.4	7.6	3.70	6.890	24.590	24.590	
9.	PFLEIDERER	Matthias	GER, Stuttgart	1995	4										1.6	2.0	0.10	1.850	5.550	5.550	

## C10 Seniors 17+ Women

### C10 17+ Senior Women

#### Qualification

2 groups

#### Final

One group

1 SCHURING

52.545

2 MAHSUDOVA 3 SLATTERY

52.530

52.470




					S1	S2	S3	S4	S5	S6	S7	S8	S9	S10	L	E	D	HD	ToF	Total	Score
1.	SCHURING	Romana	NED, TV IJmuiden	1995	4	4	6	4	6	4	6	5	4	8	2	14.7	13.5	9.60	14.745	52.545	52.545
2.	MAHSUDOVA	Seljan	AZE, Azerbaijan Gymnastics Fed	2003	0	2	4	5	4	4	4	6	4	6	4	15.7	12.5	9.30	15.030	52.530	52.530
3.	SLATTERY	Niamh	NED, Triffis	1999	6	0	5	3	6	6	4	4	4	6	2	15.4	12.3	9.80	14.970	52.470	52.470
4.	SANZ	Erica	ESP, Acrobática Valladolid	2003	6	6	4	4	8	6	7	5	6	6	4	13.8	11.9	9.00	14.255	48.955	48.955
5.	GELEIJN	Bente	NED, Triffis	1996	4	5	3	2	4	2	6	6	4	7	0	15.7	9.4	8.80	14.630	48.530	48.530
6.	FREY	Luka	GER, Brackwede	2004	5	4	6	4	6	6	8	6	6	8	2	13.9	10.6	9.20	14.475	48.175	48.175
7.	SUESS	Annika	GER, Bayerischer Turnverband	2001	6	4	8	6	6	4	5	6	6	7	20	12.2	9.7	8.70	13.950	44.550	44.550
8.	TAMPER	Salla	FIN, Espoo	1999	0	2	2	2	3	2	4					12.5	4.5	6.70	10.635	34.335	34.335

# 2022 SYN Qualification Results

## C11 11-12 Boys

 Dutch Trampoline Open 2022 *Event subtitle*  
Synchronised trampoline – C11 11-12 y Boys – [Qualification](#) – Results / [Analysis <sup>β</sup>](#) / [Detailed](#)







[Qualification](#) · [Final](#)

				S1	S2	S3	S4	S5	S6	S7	S8	S9	S10	L	E	D	HD	Syn	Total	Score	
1.	LEITNER	Michael	 GER, TG Münster	2010	2.0	1.75	2.0	2.25	1.75	2.0	2.5	2.5	2.75	2.75	0.75	7.70		9.40	18.12	35.220	76.160
	LEITNER	Tobias	 GER, TG Münster	2010	2.5	2.0	1.5	2.75	2.0	2.0	2.5	2.25	3.25	2.75	0.5	7.60	5.5	9.20	18.64	40.940	
2.	MAALDERINK	Aron	 NED, FlikFlak	2010	2.25	3.25	2.25	2.75	3.0	3.5	4.0	4.25	3.5	3.75	1.25	6.625		9.50	18.30	34.425	73.765
	VAN HELVOIRT	Yuri	 NED, FlikFlak	2011	3.5	4.0	3.75	3.25	3.25	4.0	3.75	3.25	4.0	2.0	6.20	5.6	9.40	18.14	39.340		

## C12 11-12 Girls

 Dutch Trampoline Open 2022 *Event subtitle*  
Synchronised trampoline – C12 11-12 y Girls – [Qualification](#) – Results / [Analysis <sup>β</sup>](#) / [Detailed](#)



[Qualification](#) · [Final](#)

				S1	S2	S3	S4	S5	S6	S7	S8	S9	S10	L	E	D	HD	Syn	Total	Score	
1.	SYRYN	Anna	 BEL, Rust	2010	2.5	2.5	2.5	3.0	2.75	3.5	3.5	3.25	3.0	4.0	0.25	6.925	-2.0	9.35	15.50	29.775	67.885
	VANHOOREN	Gaëlle	 BEL, Rust	2010	2.25	2.25	2.75	2.5	3.0	2.5	2.5	2.75	2.0	3.5	0.5	7.35	4.3	9.30	17.16	38.110	
2.	DEJAEGHER	Ella	 BEL, Rust	2010	3.5	2.75	3.5	3.25	3.0	3.75	3.5	2.5	2.75	4.0	0	6.75		9.40	13.08	29.230	67.195
	VANDERBECK	Justine	 BEL, Rust	2010	1.75	2.75	3.5	2.75	3.25	2.0	2.75	3.75	2.5	4.0	1.25	6.975	4.5	9.25	17.24	37.965	
3.	HINRICHS	Lobke	 NED, KDO Apeldoorn	2010	3.0	4.25	3.5	3.75	3.25	2.5	3.25	4.25	3.25	4.75	5.5	5.875		9.25	11.30	26.425	64.795
	JONKER	Cera	 NED, KDO Apeldoorn	2011	4.0	3.75	3.0	3.5	3.5	3.75	2.75	2.75	3.5	4.25	5.25	6.00	4.7	9.65	18.02	38.370	

## C13 13-14 Boys

 Dutch Trampoline Open 2022 *Event subtitle*  
Synchronised trampoline – C13 13-14 y Boys – [Qualification](#) – Results / [Analysis <sup>β</sup>](#) / [Detailed](#)















[Qualification](#) · [Final](#)

				S1	S2	S3	S4	S5	S6	S7	S8	S9	S10	L	E	D	HD	Syn	Total	Score	
1.	WINK	Mees	 NED, Heerenveen	2008	2.75	2.0	2.5	2.0	2.25	2.25	3.0	2.25	2.5	2.0	0	7.65		9.60	17.08	34.330	73.475
	DE VRIES	Brent	 NED, Heerenveen	2010	2.25	2.5	3.5	2.25	2.25	2.75	3.25	3.25	2.75	3.5	1.5	7.025	7.8	9.10	15.22	39.145	

## C14 13-14 Girls

 Dutch Trampoline Open 2022 *Event subtitle*  
Synchronised trampoline – C14 13-14 y Girls – [Qualification](#) – [Results](#) / [Analysis](#) <sup>β</sup> / [Detailed](#)

























Qualification · [Final](#)

					S1	S2	S3	S4	S5	S6	S7	S8	S9	S10	L	E	D	HD	Syn	Total	Score
1.	MELNICHUK	Alexandra	 GER, NTB	2009	1.25	1.75	1.0	1.5	3.0	2.0	2.25	2.75	1.5	2.25	0.5	8.025		9.35	18.26	35.635	76.325
	BACHMANN	Rieke	 GER, NTB	2009	0.75	1.0	0.5	2.0	2.0	2.25	3.0	1.75	2.5	2.75	0.5	8.10	6.0	9.55	17.04	40.690	
2.	VAN VIERZEN	Lieke	 NED, TV IJmuiden	2009	1.0	2.25	2.0	3.0	2.75	3.25	3.0	2.25	2.0	3.0	0.25	7.525		9.55	17.76	34.835	75.875
	HAZELOF	Chemène	 NED, Sparta Ermelo	2009	2.75	2.5	3.25	3.5	3.5	3.25	4.0	3.5	4.0	3.75	1.0	6.50	8.4	9.30	16.84	41.040	
3.	KOLKHUIS	Fabienne	 NED, FlikFlak	2010	3.25	3.75	3.25	3.0	3.25	3.5	2.75	2.75	3.75	4.0	5.5	6.125		9.45	17.48	33.055	70.195
	VAN BOXTEL	Roseanne	 NED, FlikFlak	2008	3.5	4.0	3.0	3.5	3.75	4.0	3.25	3.25	4.0	4.0	1.75	6.20	5.6	9.20	16.14	37.140	
4.	KÖSSLER	Alicia	 GER, Clarholz	2008	3.75	3.0	2.75	3.5	3.75	4.0	4.5	3.0	3.5	3.75	0.75	6.375		9.15	15.78	31.305	69.140
	GIROD	Liv	 GER, Clarholz	2009	3.75	3.0	3.5	3.5	3.25	3.5	4.5	2.75	3.25	4.25	0.5	6.425	5.9	9.45	16.06	37.835	
5.	HIRSCH	Liska	 GER, NTB	2008	0.75	1.75	0.5	1.0	2.25	1.0	2.0	2.0	1.5	2.25	0.25	8.475		9.55	16.66	34.685	68.835
	VOLSKA	Nicola	 GER, NTB	2008	0.25	1.25	0.25	1.75	2.25	1.25	2.5	1.5				6.90	4.1	7.85	15.30	34.150	
6.	MEULEMAN	Makenzie	 NED, Heerenveen	2009	4.0	1.5	2.75	2.75	3.0	2.0	4.0	2.75	2.5	3.75	1.0	7.00		9.25	15.64	31.890	67.115
	ESSCHENDAL	Anoek	 NED, TV Activ	2008	3.5	1.5	2.0	3.0	3.75	3.75	3.0	3.75	1.5	3.75	1.25	6.925	5.3	9.40	13.60	35.225	
7.	SAILLY	Aely	 FRA, France	2008	2.0	2.0	1.5	2.75	2.25	2.75	3.0	2.25	2.25	2.5	0.25	7.65		9.55	16.78	33.980	48.375
	HOMPS	Anna	 FRA, France	2009	2.0	3.0	2.75									2.225	3.4	2.85	5.92	14.395	

## C15 15-16 Boys

 Dutch Trampoline Open 2022 *Event subtitle*  
Synchronised trampoline – C15 15-16 y Boys – [Qualification](#) – [Results](#) / [Analysis](#) <sup>β</sup> / [Detailed](#)


























Qualification · [Final](#)

					S1	S2	S3	S4	S5	S6	S7	S8	S9	S10	L	E	D	HD	Syn	Total	Score
1.	MAHSUDOV	Magsud	 AZE, Azerbaijan Gymn	2007	2.0	1.25	1.75	2.0	2.75	1.75	2.0	1.75	1.5	1.75	1.5	8.00		9.35	17.62	34.970	81.425
	MIRZAYEV	Nijat	 AZE, Azerbaijan Gymn Fed	2007	2.25	1.25	2.25	1.0	2.25	2.0	2.75	2.0	2.0	1.75	0.75	7.975	10.6	9.60	18.28	46.455	
2.	REGULUS	Alexis	 FRA, France	2007	0	1.0	0.25	1.75	1.5	2.25	1.25	1.25	0.5	1.5	0.75	8.80		9.50	16.72	35.020	80.585
	COSKUN	Mervan	 FRA, France	2006	1.0	0.5	2.25	1.5	3.0	1.75	2.25	2.75	2.0	2.75	0.5	7.975	10.7	9.55	17.34	45.565	
3.	DENOLF	Rien	 BEL, WIK Oostende	2007	2.5	2.5	2.0	2.5	2.25	2.0	2.0	1.25	2.25	2.0	1.5	7.725		9.20	18.60	35.525	79.175
	GEYSEN	Sam	 BEL, WIK Oostende	2007	1.0	3.0	2.25	2.5	2.5	2.75	2.0	2.5	2.0	2.0	1.0	7.65	9.6	9.40	17.00	43.650	
4.	TURUBASSA	Dylan	 NED, FlikFlak	2007	1.25	1.5	1.0	1.0	1.75	1.0	2.0	1.75	2.0	1.75	0.75	8.425		9.75	17.80	35.975	78.130
	VAN DE BESSELAAR	Guus	 NED, FlikFlak	2006	2.0	2.25	2.75	2.75	2.25	2.25	3.0	1.75	3.25	4.0	3.5	7.025	8.8	9.05	17.28	42.155	
5.	LE GUILLY	Axel	 FRA, France	2006	2.25	2.5	2.0	2.75	2.5	1.75	2.5	1.75	1.75	2.0	0.5	7.775		9.40	18.14	35.315	77.945
	DEBLOCK	Lucas	 FRA, France	2007	2.5	2.25	1.75	1.75	2.25	2.5	2.25	2.0	2.75	2.5	0.5	7.70	9.0	9.35	16.58	42.630	
6.	DEEBEN	Xabi	 NED, FlikFlak	2006	2.5	2.75	2.75	3.0	3.75	2.75	2.5	3.5	3.75	3.25	0.5	6.90		9.60	17.78	34.280	75.820
	MAALDERINK	Maik	 NED, FlikFlak	2006	3.25	3.75	4.0	3.0	3.5	3.0	3.25	2.5	3.25	3.75	0.25	6.65	8.1	9.45	17.34	41.540	
7.	LEITNER	Leander	 GER, TG Münster	2007	2.75	2.75	2.5	2.75	2.5	2.75	3.0	2.25	2.5	3.5	1.0	7.175		9.35	17.96	34.485	75.775
	THOMSON	Adrian	 GER, TG Münster	2006	2.75	3.0	2.5	3.25	3.0	3.0	3.75	2.5	3.75	4.0	0.5	6.90	6.2	9.55	18.64	41.290	
8.	VILLAFUERTE	Rick	 NED, FlikFlak	2007	2.75	3.0	2.75	3.25	3.0	3.25	2.75	3.0	2.5	3.5	1.25	6.90		9.40	17.56	33.860	74.240
	SCHRIER	Levi	 NED, Forza Gymnastica	2008	3.75	2.5	3.5	3.25	3.0	3.75	3.75	3.5	3.75	3.75	1.5	6.40	7.1	9.20	17.68	40.380	
9.	STRIESE	Hendrik	 GER, NTB	2007	1.25	1.5	1.25	1.5	2.25	1.75	2.0					5.85		6.65	13.36	25.860	67.500
	WEPER	Tom Leon	 GER, NTB	2006	0.25	1.5	1.25	1.5	2.25	1.75	2.5	2.25	2.5	2.0	1.25	8.10	6.2	9.70	17.64	41.640	
10.	RUBEN	Borger	 NED, Heerenveen	2007	1.75	2.5	2.75	3.25	3.25	2.75	3.5					5.025		6.55	13.06	24.635	53.835
	VOGEL	Camiel	 NED, Heerenveen	2008	2.75	2.75	3.5	2.75	3.5	3.5	3.75	3.5				5.40	4.2	7.60	12.00	29.200	
11.	CORDOBA	Miguel	 ESP, Acrobática Val-ladolid	2007	1.75	2.0										1.625		1.65	3.14	6.415	47.905
	PÉREZ ALONSO	Francisco	 ESP, Acrobática Val-ladolid	2008	2.25	4.0	3.0	2.0	3.25	3.0	3.5	3.75	3.5	3.0	1.75	6.70	8.4	8.95	17.44	41.490	
12.	FEYH	Paolo	 GER, Die Kängurus	2007	2.0	2.25										1.575		2.00	3.76	7.335	47.520
	DOUSA	Paul	 GER, Die Kängurus	2006	1.5	2.0	1.75	2.75	3.5	3.0	3.75	3.25	2.75	3.75	0.25	7.175	5.7	9.25	18.06	40.185	

## C16 15-16 Girls

 Dutch Trampoline Open 2022 *Event subtitle*  
Synchronised trampoline – C16 15-16 y Girls – [Qualification](#) – Results / [Analysis](#) <sup>β</sup> / [Detailed](#)













Qualification · [Final](#)

				S1	S2	S3	S4	S5	S6	S7	S8	S9	S10	L	E	D	HD	Syn	Total	Score
1.	ULJEE WUKSTRA	Lina Joy Thalissa	 NED, Triffis	2007	1.0	1.0	1.25	1.75	1.75	2.5	1.75	2.0	1.25	1.75	0.25	8.375	9.50	18.80	36.675	82.170
				2008	2.75	2.25	3.25	2.5	3.25	2.0	2.5	2.5	3.0	2.75	0	7.325	9.7	9.35	19.12	45.495
2.	MÖLLER EISLÖFFEL	Maya Aurelia	 GER, Hessischer Turn- verband  GER, Bad Kreuznach	2007	0.25	1.5	0.75	1.0	1.5	1.25	2.0	2.75	2.0	1.75	1.5	8.375	9.60	18.80	36.775	81.155
				2006	2.25	1.75	2.75	2.0	2.25	2.25	2.5	2.75	2.25	2.5	0.75	7.60	9.7	9.30	17.78	44.380
3.	WESTHUIS BOSSCHART	Eline Valerie	 NED, Sparta Ermelo  NED, Sparta Ermelo	2006	2.25	2.0	2.25	2.0	2.75	2.0	2.75	2.0	2.0	3.25	0.75	7.60	9.45	19.30	36.350	79.105
				2006	2.0	2.25	2.75	3.0	2.5	3.25	3.0	2.0	3.0	3.25	1.25	7.175	8.4	9.20	17.98	42.755
4.	VAN DE ZANDEN KIEBOOM	Christy Nina	 NED, Turnoss  NED, Turnoss	2007	2.25	3.0	2.25	2.75	2.75	4.25	3.5	2.75	2.0		6.45		8.45	16.32	31.220	72.470
				2006	2.25	2.5	2.75	3.25	3.25	4.5	3.5	3.0	2.0	3.75	0.25	6.90	5.6	9.55	19.20	41.250
5.	HUIJINK VAN DRIEL	Eline Jessie	 NED, Turnoss  NED, Turnoss	2006	1.75	1.75	1.25	2.0	2.75	2.25	3.0	2.5	3.25		6.95		8.35	15.80	31.100	72.090
				2009	1.75	2.25	2.0	3.0	3.25	2.5	3.25	2.5	2.5	3.75	1.25	7.20	5.7	9.45	18.64	40.990
6.	GATTO HESSE	Clémentine Juline	 FRA, France  FRA, France	2007	1.75	1.25	1.5	1.75	1.5	1.5	2.0	2.5	0.75	2.25	0.75	8.25	9.40	18.30	35.950	66.775
				2008	1.75	2.25	2.0	1.25	2.0	1.25	1.75					5.775	5.7	6.45	12.90	30.825
7.	LE JEUNE WOEHL	Emma Pénélope	 FRA, France  FRA, France	2006	1.5	2.25	2.75	2.0	2.5	1.75	2.0		1.75	2.25	0.5	7.975	9.30	17.98	35.255	53.915
				2006	1.75	1.75	2.75	2.75								3.10	4.2	3.70	7.66	18.660
8.	WOELL RAMACHER	Bettina Marrit	 GER, Bayerischer Turn- verband  GER, NTB	2006	0.5	1.25	0	1.25	1.75	1.75	1.75	3.0	1.75	2.0	0.25	8.475	9.60	19.10	37.175	51.830
				2006	2.0	1.5	2.25	3.5								3.075	4.4	0.36	6.82	14.655
9.	FANFANI KOIVUSALO	Aida Iiris	 FIN, Espoo  FIN, Espoo	2006	2.25	2.0	2.75	1.75	3.25	2.75	2.75	2.0	2.0	2.5	0.75	7.525	9.35	17.92	34.795	47.660
				2007	2.5	2.75	3.0									2.175	2.8	2.85	5.04	12.865
10.	BURGERING POL	Annabelle Maaike	 NED, KDO Apeldoorn  NED, KDO Apeldoorn	2007	2.75	4.0	4.0	3.75	4.75	4.25					3.65	5.70	10.18	19.530	44.705	
				2008	2.75	4.25	4.25	4.5	4.5	4.75	4.75					4.025	3.2	6.75	11.20	25.175
11.	QUIEL ZOGAJ	Nele Donarta	 GER, Clarholz  GER, Clarholz	2006	3.25	2.75	2.75	2.75	3.0	3.25	3.5	4.0	3.25	4.5	1.0	6.60	9.20	13.94	29.740	40.785
				2006	3.5	2.25	4.0									2.025	1.7	2.80	4.52	11.045
12.	VANTIEGHEM WIRTGEN	Kato Saartje	 BEL, Lenig+Vlug  BEL, Lenig+Vlug	2006	2.0										0.80	0.95	2.00	3.750	25.170	
				2007	2.25	2.5	2.75	2.5	3.0							3.70	4.6	4.20	8.92	21.420
13.	VAN BEEKHUIZEN VAN VEEN	Sofie Julianne	 NED, Sparta Ermelo  NED, Springbokken	2007	3.0										0.70	0.90	1.78	3.380	8.115	
				2007	3.25											0.675	1.1	1.00	1.96	4.735

## C17 17-21 Boys

 Dutch Trampoline Open 2022 *Event subtitle*  
Synchronised trampoline – C17 17-21 y Boys – [Qualification](#) – Results / [Analysis](#) <sup>β</sup> / [Detailed](#)

Qualification · [Final](#)

				S1	S2	S3	S4	S5	S6	S7	S8	S9	S10	L	E	D	HD	Syn	Total	Score	
1.	DEL SER TORIBIO	Carlos Nicolas	 ESP, Acrobática Val- ladolid  ESP, Acrobática Val- ladolid	2003	2.75	1.75	2.75	2.5	3.0	2.25	2.0	3.75	2.75	3.25	1.75	7.15	13.4	9.20	16.68	46.430	46.430
				2005	2.75	1.75	3.0	2.75	3.0	3.0	2.25	3.25	2.0	3.0	0.75	7.25	13.4	9.35	14.36	44.360	
2.	TORIBIO VILLAFANE	Alejandro Noño	 ESP, Acrobática Val- ladolid  ESP, Acrobática Val- ladolid	2005	3.5	3.5	3.75	3.0	4.0	3.5	4.0	4.5	4.75	4.5	1.0	6.00	12.3	8.90	14.48	41.680	45.980
				2007	3.25	3.0	3.5	2.5	4.0	4.0	4.0	4.5	4.25	4.25	0.75	6.20	12.3	8.90	18.58	45.980	
3.	FEYH RISCH	Miguel Valentin	 GER, Hessischer Turn- verband  GER, Hessischer Turn- verband	2005	2.0	2.0	2.5	2.25	2.25	2.25	2.25	3.25	2.5		6.875	11.7	8.25	16.44	43.265	45.955	
				2005	2.0	1.75	2.25	1.5	2.75	1.75	2.25	3.0	1.75	2.75	1.0	7.725	13.3	9.25	15.68	45.955	
4.	VELDHUIZEN VAN TILBORG	Rick Ralph	 NED, KDO Apeldoorn  NED, KDO Apeldoorn	2001	3.0	2.5	3.75	3.75							2.70	4.8	3.40	7.48	18.380	42.450	
				2004	3.5	2.25	3.75	2.5	3.5	4.0	3.75	4.0	3.75	4.25	0.25	6.45	13.1	9.10	13.80	42.450	
5.	HAM DE KRUIJFF	Cayden Wessel	 NED, KDO Apeldoorn  NED, KDO Apeldoorn	2004	4.0	3.5	2.75	3.0	4.25	4.0	3.75	3.75	3.0	3.75	1.0	6.325	8.5	9.25	17.58	41.655	41.655
				2003	4.0	2.75	3.75	2.0	3.5	4.0	4.0	3.5	3.75	3.75	1.0	6.40	9.8	9.55	14.22	39.970	
6.	BAKKER BRINK	Julian Wessel	 NED, Triffis  NED, Triffis	2004	3.75	2.5	3.0	3.25	2.5	3.5	3.0	2.75	3.25	3.25	1.5	6.775	6.5	9.00	16.28	38.555	38.555
				2006	3.25	2.75										1.40	1.9	1.85	3.14	8.290	

## C18 17-21 Girls



Dutch Trampoline Open 2022 *Event subtitle*

Synchronised trampoline – C18 17-21 y Girls – [Qualification](#) – [Results](#) / [Analysis](#) <sup>β</sup> / [Detailed](#)

Qualification · [Final](#)

			S1	S2	S3	S4	S5	S6	S7	S8	S9	S10	L	E	D	HD	Syn	Total	Score		
1.	RONSIK-NIEDERBRÖKER	Hannah	GER, NTB	2006	0	1.25	1.5	1.75	1.25	1.75	1.5	2.5	3.25	3.0	0.75	8.15	7.2	9.25	18.16	42.760	44.165
	LANGNER	Sabrina	GER, NTB	2004	0	1.0	1.5	1.25	1.75	2.25	1.5	2.5	2.0	2.75	1.25	8.225	7.2	9.80	18.94	44.165	
2.	SANZ	Diana	ESP, Acrobática Val-	2005	1.75	2.0	1.5	2.25	2.75	3.25	3.5	3.0	3.0		6.70	7.5	8.25	14.54	36.990	43.575	
	SANZ	Erica	ESP, Acrobática Val-	2003	2.0	1.75	1.25	2.0	2.75	2.5	2.5	2.5	3.0	2.5	2.0	7.525	8.7	9.65	17.70	43.575	
3.	IGNATIUS	Tess	NED, KDO Apeldoorn	2004	2.0	2.5	3.0	1.75	3.0	2.75	3.5	3.25	4.0	4.0	4.0	6.625	8.5	9.30	18.80	43.225	43.225
	BRINKMAN	Marit	NED, KDO Apeldoorn	2007	2.25										0.775	1.3	0.95	1.84	4.865		
4.	SCHNEIDER	Fiona	GER, Unterbach	2004	0.25	0.5	1.0	1.5	1.25	1.75	2.75	2.25	3.0	3.0	1.75	8.10	6.0	9.50	16.82	40.420	43.010
	SNIKERE	Vitalina	GER, Unterbach	2007	2.75	2.5	2.5	2.75	2.0	2.5	2.75	2.25	2.75	2.5	1.25	7.35	9.1	9.20	17.36	43.010	
5.	WIJKSTRA	Madelief	NED, Triffls	2003	3.5	2.0	2.5	3.25	3.25	2.75	3.5	2.75	3.0	3.5	0.5	6.95	7.1	9.65	18.76	-0.3→42.160	42.645
	GROOT	Daphne	NED, Triffls	2006	3.25	1.5	2.0	2.75	3.5	3.25	2.75	2.75	2.75	3.75	1.0	7.075	7.1	9.45	19.02	42.645	
6.	TUÑON	Sara	ESP, Acrobática Val-	2005	2.75	3.0	3.25	4.0							2.70	4.6	3.75	6.94	17.990	42.500	
	TUÑON	Loreto	ESP, Acrobática Val-	2007	2.5	3.25	3.25	3.5	3.5	3.5	3.5	2.75	2.5	2.75	1.5	6.75	9.1	9.15	17.50	42.500	
7.	ENGEL	Emy	NED, Sparta Ermelo	2005	3.0	2.0	3.0	2.0	2.25	3.0	3.5	3.5	3.5	3.75	1.0	6.95	7.6	9.25	15.60	39.400	42.170
	DE ROOK	Fleur	NED, Sparta Ermelo	2005	2.75	1.25	3.0	2.75	2.5	2.25	2.5	3.0	3.25	3.5	1.75	7.15	7.6	9.30	18.12	42.170	
8.	VISSER	Jorja	NED, Triffls	2005	1.75	2.5	2.5	2.75	2.5	3.0	2.25	2.25	3.5	1.75	0.75	7.45	7.5	9.45	17.56	41.960	41.960
	BROUWERS	Megan	NED, FlikFlak	2006	3.5	2.0	3.5	3.75	4.0						3.325	5.5	4.55	7.60	20.975		
9.	DE NEVE	Emma	BEL, Gymmax	2005	2.0	3.5	3.25	2.5	2.75	3.25	3.5	3.0	3.5			6.275	7.3	8.45	14.92	36.945	41.055
	DENEIRE	Jara	BEL, WIK Oostende	2004	2.25	3.25	3.25	2.25	2.75	2.75	2.5	3.5	3.5	6.0	6.575	8.5	9.30	16.68	41.055		
10.	DE VRIES	Julia	NED, TV Ilmuiden	2005	3.5	3.25	3.0	2.5	3.75	2.75	2.5	3.5	4.0	1.5	6.60	6.3	9.75	17.82	40.470	40.470	
	ROOSEN	Elin	NED, TV Ilmuiden	2008	3.75	2.75	3.25	2.75	4.0	3.75	2.75	3.0	4.0	1.5	0.75	6.775	5.3	8.90	17.88	38.855	
11.	DAVIS	Augustus	BEL, Lenig+Vlug	2002	3.25										0.675	1.5	1.00	1.76	4.935	39.845	
	WIRTGEN	Merel	BEL, Lenig+Vlug	2002	3.25	1.25	2.75	3.25	2.75	2.75	2.25	2.0	2.5	3.25	0.75	7.325	8.8	9.00	14.72	39.845	
12.	METZELAAR	Indy	NED, Triffls	2005	2.5	3.25	2.75	3.5	3.0	3.0	4.0	2.75	3.5	3.25	1.25	6.725	5.2	9.40	17.12	38.445	39.065
	BIJL	Alysha	NED, Triffls	2006	2.75	2.0	2.5	3.0	2.75	3.5	3.5	3.0	3.0	3.25	1.0	6.975	5.2	9.35	17.54	39.065	
13.	BOUWMEESTER	Alyssa	NED, KDO Apeldoorn	2005	3.25	3.25	4.25	3.25	3.75	4.0					3.825	4.8	5.70	9.12	23.445	23.445	
	JONKER	Amy	NED, KDO Apeldoorn	2008	3.75	3.5	4.25	4.5	3.5	3.5					3.70	4.8	5.70	7.96	22.160		
14.	GROEN	Renske	NED, Sparta Ermelo	2005	3.5	2.75									1.375	1.8	1.80	3.64	8.615	12.455	
	MESSELINK	Yerusha	NED, Sparta Ermelo	2005	3.25	4.0	4.0								1.875	2.9	2.70	4.98	12.455		
15.	ABRANTES	Rita	POR, Coimbra	2004	2.0	3.25									1.475	2.5	1.95	3.90	9.825	9.825	
	ABRANTES	Joana	POR, Coimbra	2002	1.75	3.25									1.50	2.5	1.80	3.34	9.140		

## C19 Seniors 17+ Men



Dutch Trampoline Open 2022 *Event subtitle*

Synchronised trampoline – C19 17+ Senior Men – [Qualification](#) – [Results](#) / [Analysis](#) <sup>β</sup> / [Detailed](#)









Qualification · [Final](#)

			S1	S2	S3	S4	S5	S6	S7	S8	S9	S10	L	E	D	HD	Syn	Total	Score		
1.	PFLEIDERER	Matthias	GER, Stuttgart	1995	1.75	1.25	2.0	2.5	2.75	3.0	2.0	1.75	2.25	3.0	0.5	7.725	15.6	9.25	18.14	50.715	50.715
	VOGEL	Fabian	GER, Bad Kreuznach	1995	2.0	2.5	2.25								2.325	5.5	2.75	5.20	15.775		
2.	GESSWEIN	Tim-Oliver	GER, Stuttgart	1996	2.0	2.5	2.75	2.25	2.75	1.75	3.0	2.75	2.5	3.0	0.5	7.425	14.2	9.35	17.18	48.155	48.155
	SCHULDT	Matthias	GER, Hessischer Turn-	2000															0		
3.	BILLIET	Darwin	BEL, Lenig+Vlug	2003	2.5	1.25	2.25	2.75	2.75	2.0	2.0	2.25	2.25	3.0	1.0	7.60	13.4	9.05	16.92	46.970	48.145
	GEENS	Joris	BEL, Lenig+Vlug	1991	2.25	1.25	2.5	3.0	2.75	3.0	2.5	2.0	2.0	3.0	0.5	7.525	13.4	9.30	17.92	48.145	
4.	VANDENBERGE	Florian	BEL, Lenig+Vlug	2002	2.0										0.80	2.0	1.00	1.98	5.780	48.040	
	DEBACKER	Simon	BEL, Lenig+Vlug	1993	2.25	3.0	3.0	2.75	3.5	2.75	2.75	3.5	2.0	3.25	0.75	7.05	15.0	9.25	16.74	48.040	
5.	MOL	Jordy	NED, Triffls	2001	2.0	2.0	2.0	1.0	1.5	1.0	1.75	2.0	2.0	3.0	0.5	8.125	10.8	9.00	16.30	44.225	46.230
	TEILLERS	Roel	NED, Triffls	1998	2.0	1.25	2.5	1.0	1.0	2.0	2.0	1.5	1.75	2.75	0.75	8.15	10.8	9.30	17.98	46.230	
6.	ABRAHAMS	Milco	NED, Turnoss	2001	2.25	2.0	2.5	3.0	2.25	3.0	3.5	3.5	3.5	4.25	1.25	6.90	15.4	9.20	10.82	42.320	42.320
	SWINKELS	Luuk	NED, FlikFlak	2001	2.0	2.25	2.5	3.5							2.975	6.7	3.70	5.42	18.795		
7.	OTTENBROS	Mads	NED, Triffls	1998	2.25	3.5	3.5	3.5	2.5	2.5					4.225	5.8	5.65	8.40	24.075	42.190	
	REUS	Martijn	NED, Triffls	2002	2.5	3.5	3.25	3.5	2.75	2.5	3.0	3.0	3.25	3.0	0.25	6.95	8.8	9.00	17.44	42.190	
8.	LEMSTRA	Duncan	NED, Aalsmeer	2000	2.5										0.75	1.3	1.00	2.00	5.050	13.410	
	ROELFSEMA	Jay	NED, Aalsmeer	2005	2.5	2.75	2.75								2.20	3.0	2.95	5.26	13.410		

## C20 Seniors 17+ Women


**Dutch Trampoline Open 2022** *Event subtitle*  
 Synchronised trampoline – C20 17+ Senior Women – [Qualification](#) – [Results](#) / [Analysis <sup>β</sup>](#) / [Detailed](#)

Qualification · [Final](#)

				S1	S2	S3	S4	S5	S6	S7	S8	S9	S10	L	E	D	HD	Syn	Total	Score	
1.	KUIJPER	Ashley	 NED, Zoetermeer	1995	1.25	3.5	3.25	2.75	2.75	3.0	3.0	3.25	3.0	3.5	1.0	6.975	7.6	9.15	16.68	40.405	40.405
	BOLLEBOOM	Susan	 NED, Zoetermeer	1994	1.75	2.75	3.25									2.225	2.9	2.80	5.56	13.485	
2.	VAN BEEK	Sophie	 NED, Triffis	2000	2.0	2.0	2.5	2.0	1.75	2.25	2.75					5.475	5.7	6.55	13.22	30.945	39.115
	DE VOS	Maura	 NED, Triffis	2002	2.25	0.5	2.0	2.0	2.0	2.25	3.25	2.75	3.25	3.0	5.5	7.125	8.0	9.45	14.54	39.115	
3.	BOGAARDS	Jessica	 NED, Heerenveen	2003	2.5	2.25	2.75	3.0	3.25	3.5	3.75	1.75	3.25			6.40	4.6	8.35	15.46	34.810	34.810
	PRAK	Denise	 NED, Heerenveen	1999	2.25	1.5	2.25	2.0	2.25	3.0	4.0	2.0	2.75			6.80	4.6	8.50	11.48	31.380	
4.	SCHURING	Romana	 NED, TV IJmuiden	1995	2.25											0.775	1.5	1.00	1.76	5.035	15.035
	SLATTERY	Niamh	 NED, Triffis	1999	2.0	1.75	2.5									2.375	4.0	2.80	5.86	15.035	

# 2022 SYN Finals Results

## C11 11-12 Boys

### C11 11-12 y Boys

#### Qualification

One group

✔ 4/4 routines finished

[Results](#)

#### Final





One group

✔ 2/2 routines finished

[Results](#)

1  LEITNER  
 LEITNER  
 116.215

2  MAALDERINK  
 VAN HELVOI...  
 96.790

					S1	S2	S3	S4	S5	S6	S7	S8	S9	S10	L	E	D	HD	Syn	Total	Score
1.	LEITNER	Michael	 GER, TG Münster	2010	2.0	2.0	1.5	2.5	1.75	2.0	2.5	2.5	2.75	3.0	0.75	7.675	5.5	9.50	17.38	40.055	116.215
	LEITNER	Tobias	 GER, TG Münster	2010																	
2.	MAALDERINK	Aron	 NED, FlikFlak	2010	3.75	3.25	3.5	3.25	3.5	3.5						3.925	3.5	5.40	10.20	23.025	96.790
	VAN HELVOIRT	Yuri	 NED, FlikFlak	2011																	

## C12 11-12 Girls

### C12 11-12 y Girls

#### Qualification

One group

✔ 6/6 routines finished

[Results](#)


#### Final

One group







✔ 3/3 routines finished

[Results](#)

1  SYRYN  
 VANHOOREN  
 105.685

2  DEJAEGHER  
 VANDERBECK  
 104.715

3  HINRICHS  
 JONKER  
 76.670

					S1	S2	S3	S4	S5	S6	S7	S8	S9	S10	L	E	D	HD	Syn	Total	Score
1.	SYRYN	Anna	 BEL, Rust	2010	2.25	2.0	1.75	2.75	3.0	2.5	2.0	2.75	1.5	3.5	1.0	7.50	4.3	9.30	16.70	37.800	105.685
	VANHOOREN	Gaëlle	 BEL, Rust	2010																	
2.	DEJAEGHER	Ella	 BEL, Rust	2010	1.75	3.0	3.0	2.25	3.25	2.5	3.0	3.75	2.75	4.0	0.25	7.05	4.3	9.45	16.72	37.520	104.715
	VANDERBECK	Justine	 BEL, Rust	2010																	
3.	HINRICHS	Lobke	 NED, KDO Apeldoorn	2010	4.0	2.75	3.5									1.975	1.6	2.80	5.50	11.875	76.670
	JONKER	Cera	 NED, KDO Apeldoorn	2011																	



## C13 13-14 Boys

### C13 13-14 y Boys

#### Qualification

One group

✔ 2/2 routines finished

[Results](#)

#### Final

One group

✔ 1/1 routines finished

[Results](#)

1  WINK  
 DE VRIES  
 116.180

				S1	S2	S3	S4	S5	S6	S7	S8	S9	S10	L	E	D	HD	Syn	Total	Score	
1.	WINK	Mees	 NED, Heerenveen	2008	3.0	2.25	3.25	1.75	2.0	2.5	3.0	2.5	2.5	3.0	1.5	7.275	7.8	9.45	18.18	42.705	116.180
	DE VRIES	Brent	 NED, Heerenveen	2010																	

## C14 13-14 Girls

### C14 13-14 y Girls

#### Qualification

One group

✔ 14/14 routines finished



[Results](#)



#### Final



One group











✔ 5/5 routines finished

[Results](#)

1  MELNICHUK  
 BACHMANN  
 119.500

2  HIRSCH  
 VOLSKA  
 109.950

3  KÖSSLER  
 GIROD  
 107.630

					S1	S2	S3	S4	S5	S6	S7	S8	S9	S10	L	E	D	HD	Syn	Total	Score
1.	MELNICHUK	Alexandra	 GER, NTB	2009	0.5	1.0	0.75	1.5	2.25	1.25	2.5	1.5	2.25	2.25	0.5	8.375	6.0	9.50	19.30	43.175	119.500
	BACHMANN	Rieke	 GER, NTB	2009																	
2.	HIRSCH	Liska	 GER, NTB	2008	0	1.25	0.25	1.75	2.25	1.75	2.5	2.0	2.75	3.0	1.25	8.125	6.4	9.35	17.24	41.115	109.950
	VOLSKA	Nicola	 GER, NTB	2008																	
3.	KÖSSLER	Alicia	 GER, Clarholz	2008	4.0	3.25	2.75	4.0	3.5	3.5	4.0	3.5	3.25	4.0	0.75	6.35	5.9	9.50	16.74	38.490	107.630
	GIROD	Liv	 GER, Clarholz	2009																	
4.	KOLKHUIS	Fabienne	 NED, FlikFlak	2010	3.5	3.5	2.75	3.5	3.5	4.25	3.25	4.0				5.175	4.0	7.25	11.16	27.585	97.780
	VAN BOXTEL	Roseanne	 NED, FlikFlak	2008																	
5.	VAN VIERZEN	Lieke	 NED, TV IJmuiden	2009	3.0	2.5	3.0	3.25								2.825	3.9	3.85	7.58	18.155	94.030
	HAZELOF	Chemène	 NED, Sparta Ermelo	2009																	



## C15 15-16 Boys

### C15 15-16 y Boys

#### Qualification

One group

✓ 24/24 routines finished

[Results](#)

#### Final

One group

✓ 8/8 routines finished

[Results](#)

1 REGULUS  
 COSKUN  
46.225

2 MAHSUDOV  
 MIRZAYEV  
45.940

3 DEEBEN  
 MAALDERINK  
43.390

				S1	S2	S3	S4	S5	S6	S7	S8	S9	S10	L	E	D	HD	Syn	Total	Score	
1.	REGULUS COSKUN	Alexis Mervan	FRA, France FRA, France	2007 2006	0.75	1.25	1.75	2.0	2.25	1.5	1.75	2.5	2.0	2.75	5.25	7.625	10.7	9.30	18.60	46.225	46.225
2.	MAHSUDOV MIRZAYEV	Magsud Nijat	AZE, Azerbaijan Gymn Fed AZE, Azerbaijan Gymn Fed	2007 2007	2.0	2.0	2.5	0.75	2.5	1.75	2.0	1.75	2.0	1.75	0.5	8.05	10.6	9.55	17.74	45.940	45.940
3.	DEEBEN MAALDERINK	Xabi Maik	NED, FlikFlak NED, FlikFlak	2006 2006	2.75	3.5	3.75	2.75	3.0	2.5	2.75	2.75	3.25	3.25	0.75	6.90	8.1	9.55	18.84	43.390	43.390
4.	LE GUILLY DEBLOCK	Axel Lucas	FRA, France FRA, France	2006 2007	2.25	2.0	1.75	2.0	2.25	2.5	1.75	1.5	1.75	2.25	0.75	7.925	9.0	9.35	16.94	43.215	43.215
5.	VILLAFUERTE SCHRIER	Rick Levi	NED, FlikFlak NED, Forza Gymnastica	2007 2008	3.75	3.25	4.25	3.75	3.25	3.5	3.0	3.25	3.5	3.75	2.0	6.275	5.8	9.05	18.68	39.805	39.805
6.	TURUBASSA VAN DE BESSELAAR	Dylan Guus	NED, FlikFlak NED, FlikFlak	2007 2006	2.0	2.0	2.25	2.25	2.25	2.0						4.725	5.8	5.45	11.04	27.015	27.015
7.	DENOLF GEYSEN	Rien Sam	BEL, WIK Oostende BEL, WIK Oostende	2007 2007	1.0	3.0	2.25	2.75								3.10	4.4	3.60	6.32	17.420	17.420
8.	LEITNER THOMSON	Leander Adrian	GER, TG Münster GER, TG Münster	2007 2006	2.75	2.75	3.5									2.10	1.3	2.85	5.20	11.450	11.450

## C16 15-16 Girls

### C16 15-16 y Girls

#### Qualification

2 groups

✓ 26/26 routines finished

[Results](#)

#### Final

One group

✓ 8/8 routines finished

[Results](#)

1 MÖLLER  
 EISLÖFFEL  
45.490

2 ULJEE  
 WIJKSTRA  
44.815

3 VAN DE ZA...  
 KIEBOOM  
40.440

				S1	S2	S3	S4	S5	S6	S7	S8	S9	S10	L	E	D	HD	Syn	Total	Score	
1.	MÖLLER EISLÖFFEL	Maya Aurelia	GER, Hessischer Turn- verband GER, Bad Kreuznach	2007 2006	1.75	1.25	2.5	1.75	1.75	1.75	2.25	2.75	1.75	2.0	0.5	8.00	9.7	9.45	18.34	45.490	45.490
2.	ULJEE WIJKSTRA	Lina Joy Thalissa	NED, Triffis NED, Triffis	2007 2008	2.75	2.25	4.0	2.25	2.75	1.75	2.5	2.0	2.5	2.25	0.25	7.475	9.7	9.20	18.44	44.815	44.815
3.	VAN DE ZANDEN KIEBOOM	Christy Nina	NED, Turmoss NED, Turmoss	2007 2006	2.25	3.0	2.5	3.0	3.0	4.75	3.5	3.25	1.75	3.75	0.75	6.85	5.6	9.45	18.54	40.440	40.440
4.	HUIJINK VAN DRIEL	Eline Jessie	NED, Turmoss NED, Turmoss	2006 2009	1.25	2.0	1.75	1.75	2.25	2.5	3.0	2.0	2.75	3.5	0.25	7.70	5.7	9.50	17.54	40.440	40.440
5.	LE JEUNE WOEHL	Emma Pénélope	FRA, France FRA, France	2006 2006	1.0	2.0	3.0	2.25	2.5	3.0	2.0	2.25	2.25	0.25	7.725	8.4	9.15	14.72	39.995	39.995	
6.	WESTHUIS BOSSCHART	Eline Valerie	NED, Sparta Ermelo NED, Sparta Ermelo	2006 2006	1.75	2.5	3.0	3.75	3.0	3.0	2.75	2.25	2.75			6.525	7.2	8.40	16.10	38.225	38.225
7.	WOELL RAMACHER	Bettina Marrit	GER, Bayerischer Turn- verband GER, NTB	2006 2006	2.0	2.25	2.5									2.325	3.4	2.75	4.88	13.355	13.355
8.	GATTO HESSE	Clémentine Juline	FRA, France FRA, France	2007 2008	1.5	1.75	2.25									2.45	3.4	2.50	4.28	12.630	12.630

## C17 17-21 Boys

### C17 17-21 y Boys

#### Qualification

One group

✔ 12/12 routines finished

[Results](#)

#### Final

One group

✔ 4/4 routines finished

[Results](#)

1 FEYH  
 RISCH  
94.295

2 VELDHUIZEN  
 VAN TILBORG  
88.405

3 DEL SER  
 TORIBIO  
68.610

					S1	S2	S3	S4	S5	S6	S7	S8	S9	S10	L	E	D	HD	Syn	Total	Score
1.	FEYH RISCH	Miguel Valentin	GER, Hessischer Turn- verband GER, Hessischer Turn- verband	2005 2005	2.0	1.5	2.25	1.75	2.25	1.75	1.75	3.0	1.75	3.0	1.0	7.80	13.3	9.10	18.14	48.340	94.295
2.	VELDHUIZEN VAN TILBORG	Rick Ralph	NED, KDO Apeldoorn NED, KDO Apeldoorn	2001 2004	3.5	2.25	4.0	2.5	3.5	4.0	3.5	3.0	3.5	3.75	0.75	6.575	13.1	8.80	17.48	45.955	88.405
3.	DEL SER TORIBIO	Carlos Nicolas	ESP, Acrobática Val- ladolid ESP, Acrobática Val- ladolid	2003 2005	3.25	2.25	3.25	2.5	2.75							3.60	7.0	4.50	7.08	22.180	68.610
4.	TORIBIO VILLAFANE	Alejandro Noño	ESP, Acrobática Val- ladolid ESP, Acrobática Val- ladolid	2005 2007	3.0											0.70	1.7	0.95	1.98	5.330	51.310

## C18 17-21 Girls

### C18 17-21 y Girls

#### Qualification

2 groups

✔ 30/30 routines finished

[Results](#)

#### Final

One group

✔ 8/8 routines finished

[Results](#)

1 RONSIEK-NI...  
 LANGNER  
44.795

2 SCHNEIDER  
 SNIKERE  
44.165

3 SANZ  
 SANZ  
43.495

					S1	S2	S3	S4	S5	S6	S7	S8	S9	S10	L	E	D	HD	Syn	Total	Score
1.	RONSIK-NIEDERBRÖKER LANGNER	Hannah Sabrina	GER, NTB GER, NTB	2006 2004	0.25	0.75	1.0	2.0	1.0	1.5	1.0	2.25	2.25	2.0	0.25	8.575	7.2	9.70	19.32	44.795	44.795
2.	SCHNEIDER SNIKERE	Fiona Vitalina	GER, Unterbach GER, Unterbach	2004 2007	2.5	2.25	2.5	2.5	1.75	0.5	2.5	1.75	2.5	3.5	1.0	7.675	9.1	9.25	18.14	44.165	44.165
3.	SANZ SANZ	Diana Erica	ESP, Acrobática Val- ladolid ESP, Acrobática Val- ladolid	2005 2003	1.5	1.75	1.5	2.0	2.0	2.75	2.75	2.5	2.5	2.0	1.5	7.725	8.7	9.55	17.52	43.495	43.495
4.	TUÑON TUÑON	Sara Loreto	ESP, Acrobática Val- ladolid ESP, Acrobática Val- ladolid	2005 2007	2.5	2.5	3.0	3.75	3.5	3.5	3.5	2.5	3.0	3.25	1.5	6.75	9.1	9.35	18.12	43.320	43.320
5.	ENGEL DE ROOK	Emy Fleur	NED, Sparta Ermelo NED, Sparta Ermelo	2005 2005	2.75	1.0	3.0	2.0	2.5	3.0	2.75	2.25	2.75	2.75	1.75	7.35	7.6	9.60	19.02	-0.3→43.270	43.270
6.	IGNATIUS BRINKMAN	Tess Marit	NED, KDO Apeldoorn NED, KDO Apeldoorn	2004 2007	3.0	3.5	3.5	2.25	3.0	3.25	3.5	3.5	3.5	3.5	2.25	6.525	8.5	9.25	17.66	41.935	41.935
7.	WIJSTRA GROOT	Madelief Daphne	NED, Triffis NED, Triffis	2003 2006	3.0	2.0	2.75									2.225	2.3	2.70	5.32	12.545	12.545
8.	VISSER BROUWERS	Jorja Megan	NED, Triffis NED, FlükFlak	2005 2006	3.25											0.675	1.5	0.90	1.70	4.775	4.775

## C19 Seniors 17+ Men

### C19 17+ Senior Men

#### Qualification

One group

✓ 16/16 routines finished

[Results](#)













#### Final

One group

✓ 6/6 routines finished

[Results](#)

1		VANDEBE...	2		GESSWEIN	3		MOL
		DEBACKER			SCHULDT			TEILLERS
		50.595			49.150			44.955

				S1	S2	S3	S4	S5	S6	S7	S8	S9	S10	L	E	D	HD	Syn	Total	Score	
1.	VANDEBERGE Florian		BEL, Lenig+Vlug	2002	2.0	2.75	2.5	2.5	3.25	2.5	2.5	3.25	2.75	3.75	1.0	7.125	15.0	8.95	19.52	50.595	50.595
	DEBACKER Simon		BEL, Lenig+Vlug	1993																	
2.	GESSWEIN Tim-Oliver		GER, Stuttgart	1996	2.0	2.0	2.5	2.25	2.5	3.0	3.25	2.75	2.25	2.75	0.75	7.40	15.2	9.45	17.10	49.150	49.150
	SCHULDT Matthias		GER, Hessischer Turn- verband	2000																	
3.	MOL Jordy		NED, Triffis	2001	2.0	2.0	2.5	1.5	1.75	1.75	2.0	1.75	2.0	3.0	1.0	7.875	10.8	9.00	17.28	44.955	44.955
	TEILLERS Roel		NED, Triffis	1998																	
4.	ABRAHAMS Milco		NED, Turnoss	2001	2.0	2.25	3.5	2.5	2.75	3.0					4.40	8.8	5.55	9.80	28.550	28.550	
	SWINKELS Luuk		NED, FlikFlak	2001																	
5.	BILLIJET Darwin		BEL, Lenig+Vlug	2003	2.25	2.25									1.55	2.6	1.85	3.86	9.860	9.860	
	GEENS Joris		BEL, Lenig+Vlug	1991																	
6.	PFLEIDERER Matthias		GER, Stuttgart	1995	1.75										0.825	2.0	0.95	1.90	5.675	5.675	
	VOGEL Fabian		GER, Bad Kreuznach	1995																	

## C20 Seniors 17+ Women

### C20 17+ Senior Women

#### Qualification

One group

✓ 8/8 routines finished

[Results](#)







#### Final

One group

✓ 3/3 routines finished

[Results](#)

1		KUIJPER	2		VAN BEEK	3		BOGAARDS
		BOLLEBOOM			DE VOS			PRAK
		82.185			79.670			67.740

					S1	S2	S3	S4	S5	S6	S7	S8	S9	S10	L	E	D	HD	Syn	Total	Score
1.	KUIJPER Ashley		NED, Zoetermeer	1995	1.25	3.25	3.0	2.25	2.75	2.75	2.5	3.0	3.0	3.0	0.75	7.25	7.6	9.35	17.58	41.780	82.185
	BOLLEBOOM Susan		NED, Zoetermeer	1994																	
2.	VAN BEEK Sophie		NED, Triffis	2000	2.25	2.25	2.75	2.25	3.0	3.0	3.25	2.25	2.5	3.0	0.75	7.275	8.0	9.30	15.98	40.555	79.670
	DE VOS Maura		NED, Triffis	2002																	
3.	BOGAARDS Jessica		NED, Heerenveen	2003	2.0	2.0	2.75	2.25	2.75	2.0	3.5	2.25	3.5	4.0	0.5	7.25	5.3	9.30	11.08	32.930	67.740
	PRAK Denise		NED, Heerenveen	1999																	

# TEAM results































## C30 Qualification results Age Group Teams

Dutch Trampoline Open 2022 *Event subtitle*  
 Individual trampoline – C30 Age Group Team – Qualification – Results / Analysis <sup>B</sup> / Team results / Detailed

Qualification · Team final






















Team Score					S1	S2	S3	S4	S5	S6	S7	S8	S9	S10	L	E	D	HD	ToF	Total	Score		
1. T8	285.725		FRA, France	COSKUN	Mervan	2006	0	2	1	2	2	3	4	2	1	4	2	17.7	13.1	9.30	16.910	43.910	98.180
							4	4	6	2	4	5	5	5	4	4	2	15.5		9.60	16.070	54.270	
1. T8	285.725		FRA, France	BROCHARD	Rémi	2006	0	4	2	3	4	4	4	4	2	4	2	16.7	11.5	9.40	16.305	42.405	93.905
							4	6	5	6	4	5	4	4	4	4	2	15.2		9.10	15.700	51.500	
1. T8	285.725		FRA, France	LE GUILLY	Axel	2006	2	4	4	4	4	4	4	3	4	0	16.3	12.7	9.70	15.585	41.585	91.610	
							6	5	8	4	5	8	10	5	6	6	2	13.5		9.30	14.525	50.025	
1. T8	285.725		FRA, France	REGULUS	Alexis	2007	1	1	0	2	3	3	2	0	4	3	2	17.9	11.0	9.70	16.015	43.615	89.760
							4	4	4	6	5	8	6	6	6			13.1		8.20	13.845	46.145	
2. T7	271.155		FRA, France	WOEHL	Pénélope	2006	0	2	0	2	2	1	4	4	2	3	2	17.8	10.6	9.50	14.930	42.230	90.930
							6	4	6	4	4	8	6	3	4	6	4	14.5		9.20	14.400	48.700	
2. T7	271.155		FRA, France	HESSE	Juline	2008	2	2	1	2	2	2	4	4	2	2	2	17.5	9.7	9.60	14.770	41.870	90.060
							5	4	6	5	4	6	4	2	5	4	0	15.5		9.30	13.690	48.190	
2. T7	271.155		FRA, France	GATTO	Clémentine	2007	4	3	3	2	3	4	4	4	1	4	0	16.8	9.4	9.60	14.115	40.515	88.495
							4	2	6	6	4	8	6	4	4	4	0	15.2		9.50	13.880	47.980	
2. T7	271.155		FRA, France	LE JEUNE	Emma	2006	3	2	3	4	4	2	3	0	1	3	1	17.4	10.2	9.60	15.185	42.185	88.335
							4	6	5	6	6	6	5	4	4	5	20	12.9		9.30	13.750	46.150	
3. T27	268.845		GER, NTB	VOLSKA	Nicola	2008	4	2	2	2	4	3	4	2	3	4	1	16.9	9.7	9.90	14.505	41.305	89.810
							4	4	5	2	5	6	4	4	4	5	0	15.7		9.10	14.005	48.505	
3. T27	268.845		GER, NTB	MELNICHUK	Alexandra	2009	2	2	1	2	4	3	4	4	4	4	1	16.9	9.7	9.70	14.765	41.365	88.860
							5	2	6	7	4	5	4	5	4	5	3	15.0	9.1	9.40	13.995	47.495	
3. T27	268.845		GER, NTB	RAMACHER	Marrit	2006	3	2	0	2	2	2	2	4	6			15.7	8.20	9.00	13.555	37.455	84.315
							4	4	6	8	4	4	5	6	5	6	1	14.7	9.1	9.00	14.060	46.860	
3. T27	268.845		GER, NTB	RONSIK-NIEDERBRÖKER	Hannah	2006	1	3	0	2	2	0	3	4	2	4	1	17.8	3.1	9.90	15.615	43.315	85.770
							4	4	6								4.6		3.00	4.755	15.455		
4. T39	262.680		NED, Triffls	WIJKSTRA	Thalissa	2008	0	2	2	4	3	1	2	0	1	2	0	18.3	12.1	9.10	14.915	42.315	93.730
							5	4	4	2	6	4	4	3	4	4	0	16.0		9.40	13.915	51.415	
4. T39	262.680		NED, Triffls	ULJEE	Lina Joy	2007	2	4	4	2	4	4	4	4	2	4	2	16.4	10.4	9.50	14.510	40.410	87.950
							6	4	8	4	6	6	6	4	4	6	4	14.2		9.10	13.840	47.540	
4. T39	262.680		NED, Triffls	BRINK	Wessel	2006	4	6	6	5	6	6	6	6	6	7	0	14.2	8.1	9.50	13.730	37.430	81.000
							8	8	8	6	6	6	7	6	6	8	3	12.8		9.30	13.570	43.570	
4. T39	262.680		NED, Triffls	DE GROOT	Daphne	2006	8											1.2	0.90	3.70	1.405	3.505	21.115
							8	5	4	8								5.5	2.9	3.70	5.510	17.610	
5. T25	258.380		GER, Bad Kreuznach	EISLÖFFEL	Aurelia	2006	0	2	0	2	2	0	2	4	2	2	2	18.2	9.5	9.80	15.640	43.640	93.950
							4	2	4	2	4	2	4	2	2	6	2	16.6		9.40	14.810	50.310	
5. T25	258.380		GER, Bad Kreuznach	LINDENTHAL	Lara	2008	3	0	2	4	2	4	4	2	2	3	0	17.4	8.6	9.60	13.795	40.795	87.815
							4	5	4	6	4	5	4	3	4	4	2	15.5		9.30	13.620	47.020	
5. T25	258.380		GER, Bad Kreuznach	GÖTZL	Nete	2009	6	2	4	5	4	6	6	6	6	6	2	14.7	-2.0	9.40	12.765	34.865	76.615
							7	3	4	4	6	6	8	6	6	8	2	14.0	5.6	9.50	12.650	41.750	
6. T4	257.565		FIN, Espoo	FANFANI	Aida	2006	3	6	3	4	2	5	4	4	4	4	2	15.9	10.00	9.40	14.030	39.930	86.215
							4	4	6	6	4	2	4	4	5	7	4	15.0	8.2	9.40	13.685	46.285	
6. T4	257.565		FIN, Espoo	KOIVUSALO	Iiris	2007	4	4	4	5	7	5	4	2	2	6	0	15.7	8.5	9.60	14.330	39.630	85.855
							6	6	6	6	6	6	6	6	6	2	14.0		9.70	14.025	46.225		
6. T4	257.565		FIN, Espoo	SAARIO	Veera	2006	4	4	4	4	2	4	4	4	4	4	4	16.0	8.2	9.50	14.025	39.525	85.495
							4	6	6	6	3	4	4	4	6	6	3	14.8		9.30	13.670	45.970	
7. T3	252.605		ESP, Acrobática Val-ladolid	TUÑON	Loreto	2007	4	4	6	3	4	4	5	1	2	4	1	16.2	10.1	9.40	13.600	39.200	85.910
							6	6	8	6	6	6	5	5	6	5	2	13.9		9.70	13.010	46.710	
7. T3	252.605		ESP, Acrobática Val-ladolid	PÉREZ ALONSO	Francisco Javier	2008	5	4	4	4	6	4	6	5	6	5	2	14.9	10.0	9.70	14.380	38.980	85.495
							6	4	6	8	6	8	6	6	5	7	2	13.6		9.40	13.515	46.515	
7. T3	252.605		ESP, Acrobática Val-ladolid	VILLAFARNE	Nuño	2007	7	5	6	5	6	6	7	6				11.2	14.0	7.30	12.055	30.555	81.200
							6	7	8	6	7	6	7	6	8	8	1	13.0		8.80	14.845	50.645	
7. T3	252.605		ESP, Acrobática Val-ladolid	CORDOBA	Miguel	2007	4	6										3.0	5.5	1.70	3.000	7.700	27.670
							6	6	8	8								5.2		3.80	5.470	19.970	
8. T12	252.540		NED, Sparta Ermelo	WESTHUIS	Eline	2006	4	2	2	2	3	2	5	0	1	4	2	17.3	9.3	9.70	14.480	41.480	88.605
							8	2	6	7	6	5	5	4	6	6	1	14.4		9.40	14.025	47.125	
8. T12	252.540		NED, Sparta Ermelo	BOSSCHART	Valerie	2006	4	2	3	4	4	2	5	2	3	6	2	16.3	8.4	9.40	14.045	39.745	83.440
							8	8	6	4	7	8	4	4	6	10	4	13.1		9.10	13.095	43.695	
8. T12	252.540		NED, Sparta Ermelo	RIEKSEN	Twan	2010	4	4	5	5	3	6	6	7	4	6	4	14.6	7.8	9.60	13.660	37.860	79.510
							6	4	8	8	10	10	9	6	6	10	4	11.9		9.10	12.850	41.650	
8. T12	252.540		NED, Sparta Ermelo	HAZELOF	Chemène	2009	6	4	6	6	6	4	6	4	6	4	4	14.4	8.4	9.00	13.175	36.575	79.210
							6	4	6	6	6	5	8	8	6	8	20	11.7		9.50	13.035	42.635	
9. T33	251.595		GER, TG Münster	THOMSON	Adrian	2006	4	2	3	2	4	2	3	2	4	4	2	16.8	9.9	9.50	15.460	41.760	90.745



		verband				4	2	6				4.8	5.4	2.80	4.600	15.600							
21. T11	229.300	 NED, Zoetermeer	WESTZAAN	Hayley	2007	6	4	4	5	3	4	8	6	8	8	1	14.3	9.60	13.285	37.185	78.510		
						6	6	6	7	6	6	8	6	4	6	2	13.7	5.3	9.30	13.025	41.325		
21. T11	229.300	 NED, Zoetermeer	FAAS	Kyara	2007	5	8	5	6	6	7	6	7	5	8	1	13.6	9.80	12.515	35.915	77.230		
						8	4	6	6	8	6	6	8	6	8	4	13.0	6.3	9.40	12.615	41.315		
21. T11	229.300	 NED, Zoetermeer	NOBEL	Valery	2006	8	5	5	6	8	7	7	8	8	6	0	13.2	-2.0	9.70	12.440	33.340	73.560	
						8	5	6	7	7	8	6	8	7	7	0	13.1	5.7	9.10	12.320	40.220		
21. T11	229.300	 NED, Zoetermeer	BUNTSMA	Jada	2006	8	6	7	7	8	9	9	9	6	8	2	12.1	-10.0	9.00	12.295	23.395	63.325	
						8	6	7	7	7	8	8	8	6	10	0	12.5	5.1	9.40	12.930	39.930	63.325	
22. T21	228.445	 BEL, KSGT	GOGOLEWSKI	Filip	2006	4	4	3	4	4	4	5	5	6	6	4	15.1		9.20	14.680	38.980	83.415	
						6	8	6	4	5	7	6	6	8	8	2	13.4	7.8	9.00	14.235	44.435	83.415	
22. T21	228.445	 BEL, KSGT	HALLEUX	Timo	2007	3	5	5	6	6	8	8	7	9			12.3		8.30	11.605	32.205	74.310	
						8	6	8	6	8	6	6	6	8	8	2	12.8	6.9	9.30	13.105	42.105	74.310	
22. T21	228.445	 BEL, KSGT	LERMINIAUX	Lowie	2010	4	5	8	7	7	6	6	9	8	10	0	13.0	-2.0	9.30	11.570	31.870	70.720	
						4	6	8	9	8	8	8	8	9	8	4	12.0	6.0	9.40	11.450	38.850	70.720	
23. T10	225.065	 NED, Zoetermeer	HENCZL	Ivy	2007	4	6	5	6	6	4	5	4	6	8	3	14.3		9.10	12.690	36.090	77.325	
						6	4	6	8	4	4	5	4	4	6	0	14.9	4.3	9.20	12.835	41.235	77.325	
23. T10	225.065	 NED, Zoetermeer	DOEVEN	Elin	2009	4	7	6	5	7	6	6	5	8	8	1	13.5		9.40	12.090	34.990	76.365	
						6	4	4	6	8	6	6	6	6	7	1	14.0	5.3	9.60	12.475	41.375	76.365	
23. T10	225.065	 NED, Zoetermeer	AYAZ	Fiënna	2011	5	8	6	9	8	8	8	6	6			11.6		8.80	10.695	31.095	69.885	
						8	8	7	8	7	7	6	10	8	8	6	11.7	5.6	9.70	11.790	38.790	69.885	
23. T10	225.065	 NED, Zoetermeer	SWAGERMAN	Trista	2007	4	4	5	5	8							7.4		4.60	6.425	18.425	58.705	
						6	4	6	8	4	7	8	8	6	6	4	13.3	5.3	9.00	12.680	40.280	58.705	
24. T19	221.460	 NED, KDO Apeldoorn	VAN DE POL	Kaya	2008	8	6	6	5	6	6	6	5	6	8	0	13.8		9.50	13.185	36.485	77.640	
						9	6	8	6	7	8	6	6	7	9	1	12.7	5.7	9.60	13.155	41.155	77.640	
24. T19	221.460	 NED, KDO Apeldoorn	POL	Maiike	2008	4	6	6	6	7	7	7	6	6	10	1	13.4	-2.0	9.60	11.730	32.730	72.865	
						4	6	6	6	6	7	8	4	7	10	1	13.5	5.2	9.70	11.735	40.135	72.865	
24. T19	221.460	 NED, KDO Apeldoorn	HINRICHS	Lobke	2010	6	8	8	8	8	6	6	10	6	10	3	12.1		9.50	11.625	33.225	70.525	
						8	6	8	8	10	10	6	5	7	10	0	12.2	4.7	8.80	11.600	37.300	70.525	
24. T19	221.460	 NED, KDO Apeldoorn	JONKER	Cera	2011	6	8	7	8	6	6	8	10	6	10	20	10.5		9.20	10.845	30.545	68.275	
						8	7	7	9	8	8	6	6	8	9	0	12.4	4.7	9.30	11.330	37.730	68.275	
25. T20	221.350	 BEL, Rust Roest	VANDERBECK	Justine	2010	4	5	4	5	5	6	7	6	6	7	0	14.5		9.60	11.415	35.515	75.510	
						3	4	5	4	6	6	8	6	8	8	2	14.0	6.0	9.00	10.995	39.995	75.510	
25. T20	221.350	 BEL, Rust Roest	MESTDAGH	Laure	2011	5	6	4	6	6	4	6	6	5	4	0	14.8		9.90	11.240	35.940	74.870	
						6	8	4	7	8	6	4	7	8	6	8	1	13.6	4.9	9.60	10.830	38.930	74.870
25. T20	221.350	 BEL, Rust Roest	SYRYN	Anna	2010	5	5	4	6	5	6	6	6	4	7	3	14.3		9.50	10.105	33.905	70.970	
						6	6	6	6	5	4	7	6	7			12.7	5.8	8.30	10.265	37.065	70.970	
25. T20	221.350	 BEL, Rust Roest	VANHOOREN	Gaëlle	2010	6	6	5	4	6	8	8	8	6	6	2	13.5		9.80	10.590	33.890	49.090	
						7	7	7	10								4.9	2.3	3.60	4.400	15.200	49.090	
26. T6	219.830	 NED, FlikFlak	WESTBROEK	Cas	2006	3	4	4	2	4	4	6	4	5	5	3	15.6		9.70	14.025	39.325	85.260	
						6	3	8	6	8	7	6	6	8	7	4	13.1	9.7	9.70	13.435	45.935	85.260	
26. T6	219.830	 NED, FlikFlak	DEEBEN	Xabi	2006	4	8	4	6	5	6	4	3	4	8	2	14.6		9.70	14.320	38.620	84.170	
						6	6	4	6	6	6	7	6	8	9	3	13.3	8.9	9.10	14.250	45.550	84.170	
26. T6	219.830	 NED, FlikFlak	COUMANS	Froukje	2006	4	4	4	4	6	6	5	4	4			13.9		7.90	11.360	33.160	50.400	
						4	4	6	8								5.8	3.0	3.60	4.840	17.240	50.400	
27. T24	218.565	 BEL, Lenig+Vlug	WIRTGEN	Saartje	2007	4	3	3	3	5	3	5	4	4	4	2	16.0		9.20	14.140	39.340	85.075	
						5	6	6	6	6	6	6	6	6	6	2	13.9	9.6	8.70	13.535	45.735	85.075	
27. T24	218.565	 BEL, Lenig+Vlug	VANTIEGHEM	Kato	2006	4	2	4	5	5	4	4	6	6			14.0		8.00	12.400	34.400	75.605	
						6	6	7	6	6	8	6	6	6			12.3	8.9	8.10	11.905	41.205	75.605	
27. T24	218.565	 BEL, Lenig+Vlug	DECREANE	Nadira	2008	2	0	2	4	6							8.6		5.00	7.315	20.915	57.885	
						6	5	5	6	6	5	7	6				11.4	7.3	7.20	11.070	36.970	57.885	
28. T15	206.450	 BEL, Gymmax	VERMEULEN	Tine	2006	4	5	4	6	6	6	4	6	8	8	4	13.9		9.40	14.105	37.405	79.970	
						6	5	5	4	6	4	8	6	8	8	4	13.6	6.0	9.20	13.765	42.565	79.970	
28. T15	206.450	 BEL, Gymmax	ROELS	Diewcke	2006	5	2	6	8	8	6	6	6	7	8	20	11.8	-2.0	9.20	13.035	32.035	66.060	
						5	3	6	6	6	6	6	6	6	6	4	14.0	6.0	9.00	13.125	34.025	66.060	
28. T15	206.450	 BEL, Gymmax	NIESEN	Tille	2008	2	3	2	6	4	7	6	4	2	4	1	15.9		9.70	12.380	37.980	60.420	
						5	6	4	3	6							7.6	4.0	4.60	6.240	22.440	60.420	
29. T29	203.375	 NED, RGV	BUITENHUIS	Alysia	2009	6	6	8	6	5	8	8	4	5	8	1	13.5		9.50	12.125	35.125	77.245	
						5	4	5	6	7	8	4	5	6	8	1	14.1	6.0	9.70	12.320	42.120	77.245	
29. T29	203.375	 NED, RGV	BUITENHUIS	Larissa	2009	4	5	7	8	6	9	6	6	2	5	4	13.8		8.90	11.650	34.350	76.000	
						4	4	6	2	4	4</												





11. T64	262.415	 GER, Stuttgart	PFLEIDERER	Matthias	1995	4 5	4 4	4 4	5 6	4 6	4 5	4 4	6 6	4 6	6 6	6 5	0 2	15.3 14.7	16.2 16.2	9.40 8.80	16.525 16.395	57.425 56.095	113.520	
11. T64	262.415	 GER, Stuttgart	GESSWEIN	Tim-Oliver	1996	4 3	6 5	6 6	6 4	4 4	4 4	5 4	7 6	6 6	6 4	6 8	1 4	14.3 14.6	16.0 16.2	9.00 9.10	15.810 16.120	55.110 56.020	111.130	
11. T64	262.415	 GER, Stuttgart	ADAM	Leonie	1993	4 5		4 4	4 4	4 4	3							1.6 9.6	1.7 7.7	0.90 5.30	1.685 9.280	5.885 31.880	37.765	
12. T52	247.850	 GER, Bayerischer Turnverband	SUESS	Annika	2001	4 5	4 4	7 6	4 4	6 6	4 4	5 5	8 6	7 5	7 7	2 2		14.2 14.6	9.7 9.7	9.30 9.40	13.805 14.400	47.005 48.100	95.105	
12. T52	247.850	 GER, Bayerischer Turnverband	TAFERE	Naomi	2003	2 2	4 5	4 6	7 6	6 6	7 7	4 6	6 6	6 6	2 0			14.6 14.3	8.0 8.0	9.50 8.60	14.055 13.680	46.155 44.580	90.735	
12. T52	247.850	 GER, Bayerischer Turnverband	STOEHR	Gabriela	2002	4 4	2 2	4 4	4 4	4 4	6	4						11.2 8.2	8.2 5.7	6.40 4.70	10.190 7.420	35.990 26.020	62.010	
13. T72	229.715	 ESP, Federacio Catalana	VEGA RUIZ	David	1998	4 4	4 4	4 8	7 4	6 5	4 3	4 4	8					10.3 15.4	12.2 15.5	6.50 8.90	11.470 16.365	40.470 56.165	96.635	
13. T72	229.715	 ESP, Federacio Catalana	FONTANILLAS CADENAS	Xavier	2004	4 4	6 6	6 5	5 5	6 6	4 4	5 4	4 4	8	4			14.3 3.0	14.0 3.8	9.20 1.80	15.515 3.420	53.015 -0.2→11.820	64.835	
13. T72	229.715	 ESP, Federacio Catalana	VILARASAU POVEDA	Robert	2001	6 6	4 4	4 4	6 4	6 4	5	5	5	4	6	0		15.1 1.4	16.0 2.0	9.20 0.80	16.370 1.735	56.670 5.935	62.605	
13. T72	229.715	 ESP, Federacio Catalana	LAPRIDA BENAVIDES	Alejandro	2003	4 4	4 4	6 6	5	6								7.5 3.2	7.6 1.80	4.30 3.375	8.010 3.375	27.410 11.575	38.985	
14. T54	180.570	 NED, FlikFlak	SWINKELS	Luuk	2001	4 4	6 7	8 7	4 6	6 6	6	7	6	6	7	1		13.9 7.0	15.4 8.2	9.60 4.40	14.970 8.055	53.870 27.655	81.525	
14. T54	180.570	 NED, FlikFlak	DOHMEN	Pepijn	2002	6 6	2	4	6	6	6	6	6	6	9	20		1.4 12.3	1.5 10.5	0.90 8.60	1.565 14.360	5.365 45.760	51.125	
14. T54	180.570	 NED, FlikFlak	V/D WETERING	Joep	2001	6 6	5	6	7	7	8	8	6					10.7 1.4	12.1 2.0	7.00 1.00	12.470 1.650	-0.4→41.870 6.050	47.920	
15. T59	165.230	 BEL, KSGT	FRATEUR	Kilian	2002	7 4	4 3	5	4	7	8	6	2	4	6	4		14.3 3.3	13.4 3.0	9.10 1.80	15.260 3.450	52.060 11.550	63.610	
15. T59	165.230	 BEL, KSGT	STEENHOUWER	Kim	1999	8 8	6 6	6 8	8	10	8	8	10	10				10.6 5.0	8.9 4.6	8.10 3.70	12.830 5.985	40.430 19.285	59.715	
15. T59	165.230	 BEL, KSGT	MONSEU	Jelco	1999	6 8	4 8	6 8	7	6	8							4.4 7.5	3.3 4.9	2.60 5.60	4.625 8.980	14.925 26.980	41.905	
16. T68	162.585	 NED, Heerenveen	BERGSMA	Daan	2000	1 0	2 2	2 4	4 4	5 4	2	5	6	4	5	6	3		15.9 16.1	7.1 9.0	9.30 9.60	15.950 15.750	48.250 50.450	98.700
16. T68	162.585	 NED, Heerenveen	BOGAARDS	Jessica	2003	8 8	5 4	7 6	8 8	7	6	8	10	9	9	10	2		6.5 12.0	4.5 7.9	4.50 9.20	6.715 12.570	22.215 41.670	63.885
17. T62	159.995	 BEL, Lenig+Vlug	WIRTGEN	Merel	2002	6 6	4 4	5 5	4 2	6 6	7							7.5 9.0	5.6 6.9	4.40 5.30	7.500 9.060	25.000 30.260	55.260	
17. T62	159.995	 BEL, Lenig+Vlug	DAVIS	Augustus	2002	6 6	4	6	4	4	4	5	4	5	5	4		1.4 14.9	1.5 9.7	0.80 9.30	1.545 14.265	5.245 -0.2→47.965	53.210	
17. T62	159.995	 BEL, Lenig+Vlug	DESIMPELE	Viktor	2005	5 4	6	8	6	7	7	7	6	4	10	20		1.5 11.5	1.5 10.6	1.00 9.10	1.685 14.640	5.685 45.840	51.525	



## 2024 and further Events results book requirements:

TRA



**Cover page**

**Competition schedule**

**Number of Entries by NOC**

**Entry List by NOC** not compulsory

**Medallists by Event (recap. all events)**

**Medal Standings**

**Women's Trampoline Qualifications:** one page per each of the following items

- - Start list
- - Judges' Assignments including Superior Jury \*

Judges' panel can be on the same page (at the top of the results) or as a separate page

- - Results (not detailed results)
- - Tie Break Report (if applicable)
- - Individual Judges Scores

**Women's Trampoline Individual Final:** one page per each of the following items

- - Start list
- - Judges' Assignments including Superior Jury \*

Judges' panel can be on the same page (at the top of the results) or as a separate page

- - Results (not detailed results)
- - Tie Break Report (if applicable)
- - Individual Judges Scores
- - Medallists

**((Mixed))Trampoline Team Final:** (If applicable) - one page per each of the following items

- - Start list
- - Team Composition
- - Judges' Assignments including Superior Jury \*

Judges' panel can be on the same page (at the top of the results) or as a separate page

- - Results (not detailed results)
- - Tie Break Report (if applicable)
- - Individual Judges Scores

- - **Medallists**

For all other disciplines and apparatuses, the same principles apply respecting the following order:

**Women's Synchronised Trampoline**

**Same order applies for Men events**

\* Including Technical Delegate for World Cup

*Refer to FIG administration page: [01 General Intranet - Events results book -TRA](#) for the content of the Delegation Book*

Delegation post event Results book Edition 15.12.2021